

2017-Nigeria Digest of Education Statistics

CHAPTER ONE

EARLY CHILD CARE DEVELOPMENT AND PRE-PRIMARY EDUCATION

1.0 Introduction

Early Child Care Education (ECCE) importantly concerns the holistic approach of education that focuses on the child's physical, emotional, social as well as cognitive development. In articulating the importance of ECCE as provided in formal setting that caters for the care of children below the official six years of age, a healthy Early Child Development (ECD) ensures adequate growth in the physical, social/emotional, and language/cognitive domains of development. It is also an intervention brought to bear, as the basis for readiness for school education and life in the society.

1.1 Enrolment in ECCE and Pre-Primary

Table 1.1 summarizes the enrolment statistics in Public, Private ECCDE and pre-primary by Gender and graphically represented on figure 1.1. Tables 1.2 - 1.7 show enrolment by ownership, level, Gender and State from 2013/14 to 2016/17. An important observation however is that statistics on private ownership were not sufficiently provided. The information on the tables were supported by graphical illustration ranging from figures 1.2 - 1.3 respectively.

Table 1.1: Summary of Public and Private Pre- Primary Enrolment by Gender: 2013/2014- 2016/2017

Academic Year	KG			NS			1 YR PRE PRIMARY		
	M	F	MF	M	F	MF	M	F	MF
2013/2014	206881	191921	398802	828156	807922	1636078	291043	281199	572242
2014/2015	240873	300889	541762	1480529	1457161	2937690	572369	559749	1132118
2015/2016	254183	242882	497065	802513	788425	1590938	318302	315431	633733
2016/2017	649,714	664,939	1,314,653	1,677,533	1,780,020	3,457,553	574,819	561,593	1,136,412

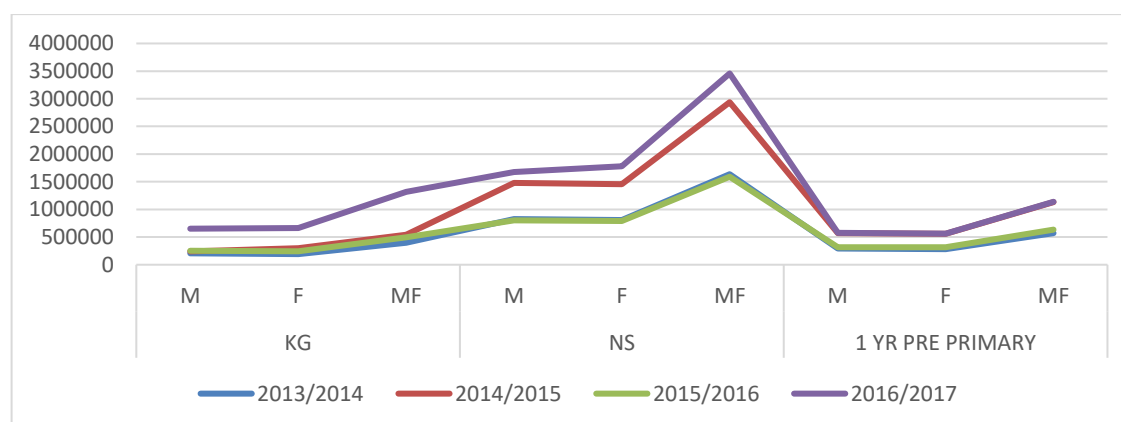


Fig 1.1: Summary of Public and Private Pre- Primary Enrolment by Gender: 2013/2014- 2016/2017

Table 1.2: Public and Private Pre - Primary School Enrolment by State, Class and Gender: 2016/2017

State	Kindergarten			Nursery			Nursery 3 / One year Pre-Primary			TOTAL		
	M	F	M+F	M	F	M+F	M	F	M+F	M	F	M+F
Abia	70,106	80,049	150,155	138,375	223,353	361,728	53,174	55,889	109,063	261,655	359,291	620,946
Adamawa	2,915	3,756	6,671	23,152	21,059	44,211	5,592	4,883	10,475	31,659	29,698	61,357
Akwa Ibom	32,298	35,397	67,695	51,807	56,983	108,790	2,288	2,034	4,322	86,393	94,414	180,807
Anambra	31,588	28,696	60,284	54,860	55,800	110,660	25,492	26,889	52,381	111,940	111,385	223,325
Bauchi	3,421	3,132	6,553	46,042	43,421	89,463	9,140	8,217	17,357	58,603	54,770	113,373
Bayelsa	4,210	4,471	8,681	5,868	6,153	12,021	2,242	1,983	4,225	12,320	12,607	24,927
Benue	8,185	7,869	16,054	25,492	23,967	49,459	4,473	4,215	8,688	38,150	36,051	74,201
Borno	4,467	4,350	8,817	6,671	6,610	13,281	3,289	2,867	6,156	14,427	13,827	28,254
Cross River	14,972	14,833	29,805	11,727	11,702	23,429	6,855	6,732	13,587	33,554	33,267	66,821
Delta	9,046	9,617	18,663	25,168	24,429	49,597	11,890	11,622	23,512	46,104	45,668	91,772
Ebonyi	2,532	2,584	5,116	21,799	22,625	44,424	8,481	8,690	17,171	32,812	33,899	66,711
Edo	11,194	9,078	20,272	22,357	20,796	43,153	9,220	8,616	17,836	42,771	38,490	81,261
Ekiti	15,832	16,279	32,111	12,533	37,364	49,897	18,500	18,698	37,198	46,865	72,341	119,206
Enugu	11,142	10,852	21,994	51,964	51,383	103,347	23,352	23,652	47,004	86,458	85,887	172,345
FCT	3,166	3,239	6,405	26,636	51,912	78,548	93,231	88,449	181,680	123,033	143,600	266,633
Gombe	4,058	3,761	7,819	19,986	18,394	38,380	2,982	2,760	5,742	27,026	24,915	51,941
Imo	1,195	5,515	6,710	71,702	72,299	144,001	27,976	27,039	55,015	100,873	104,853	205,726
Jigawa	4,117	8,170	12,287	11,897	10,781	22,678	6,482	6,217	12,699	22,496	25,168	47,664
Kaduna	39,578	38,420	77,998	126,062	125,542	251,604	14,629	14,100	28,729	180,269	178,062	358,331
Kano	64,224	64,272	128,496	64,993	63,477	128,470	52,108	50,265	102,373	181,325	178,014	359,339
Katsina	4,474	4,545	9,019	57,473	55,359	112,832	10,520	10,214	20,734	72,467	70,118	142,585
Kebbi	7,383	5,240	12,623	9,780	9,154	18,934	3,267	2,660	5,927	20,430	17,054	37,484
Kogi	7,157	7,585	14,742	19,368	19,402	38,770	1,445	1,436	2,881	27,970	28,423	56,393
Kwara	20,227	19,913	40,140	30,233	29,021	59,254	6,398	5,987	12,385	56,858	54,921	111,779
Lagos	133,054	129,611	262,665	154,737	152,514	307,251	3,885	3,685	7,570	291,676	285,810	577,486
Nasarawa	2,576	2,643	5,219	9,467	8,586	18,053	3,467	3,142	6,609	15,510	14,371	29,881
Niger	16,909	15,050	31,959	51,864	47,539	99,403	13,668	12,297	25,965	82,441	74,886	157,327
Ogun	7,066	8,596	15,662	72,492	70,980	143,472	3,068	2,569	5,637	82,626	82,145	164,771
Ondo	24,133	32,946	57,079	224,623	217,616	442,239	32,308	31,462	63,770	281,064	282,024	563,088
Osun	6,223	6,220	12,443	6,115	5,945	12,060	1,108	1,142	2,250	13,446	13,307	26,753
Oyo	42,092	42,511	84,603	95,040	101,118	196,158	70,464	76,761	147,225	207,596	220,390	427,986
Plateau	5,526	5,820	11,346	23,940	23,067	47,007	6,048	6,032	12,080	35,514	34,919	70,433
Rivers	9,055	9,693	18,748	24,321	24,321	48,642	8,804	7,686	16,490	42,180	41,700	83,880
Sokoto	13,825	10,326	24,151	31,979	24,159	56,138	13,196	9,863	23,059	59,000	44,348	103,348
Taraba	6,847	6,397	13,244	20,942	19,632	40,574	4,076	3,733	7,809	31,865	29,762	61,627
Yobe	1,337	1,605	2,942	7,967	11,278	19,245	2,265	2,969	5,234	11,569	15,852	27,421
Zamfara	3,584	1,898	5,482	18,101	12,279	30,380	9,436	6,138	15,574	31,121	20,315	51,436
National	649,714	664,939	1,314,653	1,677,533	1,780,020	3,457,553	574,819	561,593	1,136,412	2,902,066	3,006,552	5,908,618

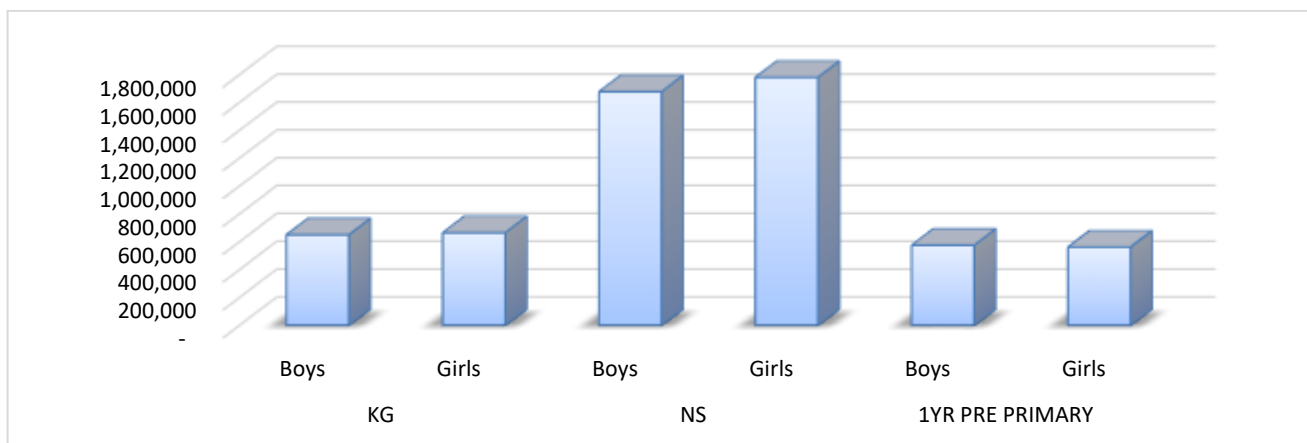


Fig 1.2: Public and Private Pre-Primary School Enrolment by State, Class and Gender: 2016/2017

Table 1.3: public pre-primary School Enrolment by State, Class and Gender: 2016/2017

State	Kindergarten			Nursery			Nursery 3 / One year Pre-Primary			TOTAL		
	M	F	M+F	M	F	M+F	M	F	M+F	M	F	M+F
Abia	2870	2861	5,731	21162	19160	40,322	10564	7980	18,544	34,596	30,001	64,597
Adamawa	1687	2199	3,886	15419	13881	29,300	3247	2884	6,131	20,353	18,964	39,317
Akwa Ibom	29089	32191	61,280	47822	52990	100,812	442	517	959	77,353	85,698	163,051
Anambra	18032	14710	32,742	23847	22354	46,201	10140	12696	22,836	52,019	49,760	101,779
Bauchi	1769	1578	3,347	30747	28518	59,265	6048	5276	11,324	38,564	35,372	73,936
Bayelsa	656	707	1,363	1324	1379	2,703	520	495	1,015	2,500	2,581	5,081
Benue	3686	3423	7,109	3045	2865	5,910	596	544	1,140	7,327	6,832	14,159
Borno	4342	4130	8,472	4369	4244	8,613	2430	2024	4,454	11,141	10,398	21,539
Cross River	11027	10748	21,775	5665	5661	11,326	3437	3360	6,797	20,129	19,769	39,898
Delta	3821	3914	7,735	12930	12347	25,277	4752	4745	9,497	21,503	21,006	42,509
Ebonyi	724	763	1,487	14701	15244	29,945	5126	5131	10,257	20,551	21,138	41,689
Edo	5584	5921	11,505	13107	12612	25,719	4721	4580	9,301	23,412	23,113	46,525
Ekiti	6308	6684	12,992	2568	27856	30,424	15111	15252	30,363	23,987	49,792	73,779
Enugu	2018	2164	4,182	21304	21095	42,399	10388	10412	20,800	33,710	33,671	67,381
FCT	1756	1664	3,420	23872	48951	72,823	16713	15965	32,678	42,341	66,580	108,921
Gombe	2693	2493	5,186	9944	9281	19,225	1823	1720	3,543	14,460	13,494	27,954
Imo	695	4970	5,665	69673	70258	139,931	27115	26102	53,217	97,483	101,330	198,813
Jigawa	3388	7463	10,851	7704	6838	14,542	5764	5638	11,402	16,856	19,939	36,795
Kaduna	31220	30411	61,631	100335	100567	200,902	8668	8129	16,797	140,223	139,107	279,330
Kano	56674	56675	113,349	47402	45837	93,239	49624	47619	97,243	153,700	150,131	303,831
Katsina	2051	2263	4,314	46331	45068	91,399	8988	8848	17,836	57,370	56,179	113,549
Kebbi	6473	4526	10,999	5249	4030	9,279	2187	1710	3,897	13,909	10,266	24,175
Kogi	1272	1372	2,644	5190	5135	10,325	652	699	1,351	7,114	7,206	14,320
Kwara	5315	5336	10,651	8213	7731	15,944	4354	4208	8,562	17,882	17,275	35,157
Lagos	5469	5212	10,681	26410	24827	51,237	871	823	1,694	32,750	30,862	63,612
Nasarawa	1376	1463	2,839	6212	5283	11,495	1552	1323	2,875	9,140	8,069	17,209
Niger	10350	8951	19,301	19657	18629	38,286	5271	4562	9,833	35,278	32,142	67,420
Ogun	1387	1555	2,942	27515	25715	53,230	1576	1386	2,962	30,478	28,656	59,134
Ondo	19886	28792	48,678	219418	212447	431,865	31446	30644	62,090	270,750	271,883	542,633

Osun	124	146	270	207	213	420	71	84	155	402	443	845
Oyo	913	1037	1,950	49020	54416	103,436	60293	66403	126,696	110,226	121,856	232,082
Plateau	4277	4443	8,720	19696	19120	38,816	3541	3600	7,141	27,514	27,163	54,677
Rivers	964	1004	1,968	6332	6636	12,968	2286	2224	4,510	9,582	9,864	19,446
Sokoto	13417	9929	23,346	25920	18802	44,722	11114	7854	18,968	50,451	36,585	87,036
Taraba	2602	2404	5,006	5356	4817	10,173	1025	889	1,914	8,983	8,110	17,093
Yobe	11	75	86	1881	1622	3,503	769	725	1,494	2,661	2,422	5,083
Zamfara	3297	1644	4,941	14610	9168	23,778	8921	5717	14,638	26,828	16,529	43,357
National	267,223	275,821	543,044	964,157	985,597	1,949,754	332,146	322,768	654,914	1,563,526	1,584,186	3,147,712

Table 1.4: Private Pre-Primary School Enrolment by State, Class and Gender: 2016/2017

State	Kindergarten			Nursery			Nursery 3 / One year Pre-Primary			TOTAL		
	M	F	M+F	M	F	M+F	M	F	M+F	M	F	M+F
Abia	67236	77188	144,424	117213	204193	321,406	42610	47909	90,519	227,059	329,290	556,349
Adamawa*	1228	1557	2,785	7733	7178	14,911	2345	1999	4,344	11,306	10,734	22,040
Akwa Ibom	3209.00	3206	6,415	3985	3993	7,978	1846	1517	3,363	9,040	8,716	17,756
Anambra	13556	13986	27,542	31013	33446	64,459	15352	14193	29,545	59,921	61,625	121,546
Bauchi	1652	1554	3,206	15295	14903	30,198	3092	2941	6,033	20,039	19,398	39,437
Bayelsa	3554	3764	7,318	4544	4774	9,318	1722	1488	3,210	9,820	10,026	19,846
Benue*	4499	4446	8,945	22447	21102	43,549	3877	3671	7,548	30,823	29,219	60,042
Borno*	125	220	345	2302	2366	4,668	859	843	1,702	3,286	3,429	6,715
Cross River*	3945	4085	8,030	6062	6041	12,103	3418	3372	6,790	13,425	13,498	26,923
Delta*	5225	5703	10,928	12238	12082	24,320	7138	6877	14,015	24,601	24,662	49,263
Ebonyi	1808	1821	3,629	7098	7381	14,479	3355	3559	6,914	12,261	12,761	25,022
Edo*	5610	3157	8,767	9250	8184	17,434	4499	4036	8,535	19,359	15,377	34,736
Ekiti*	9524	9595	19,119	9965	9508	19,473	3389	3446	6,835	22,878	22,549	45,427
Enugu	9124	8688	17,812	30660	30288	60,948	12964	13240	26,204	52,748	52,216	104,964
FCT*	1410	1575	2,985	2764	2961	5,725	76518	72484	149,002	80,692	77,020	157,712
Gombe	1365	1268	2,633	10042	9113	19,155	1159	1040	2,199	12,566	11,421	23,987
Imo*	500	545	1,045	2029	2041	4,070	861	937	1,798	3,390	3,523	6,913
Jigawa*	729	707	1,436	4193	3943	8,136	718	579	1,297	5,640	5,229	10,869
Kaduna	8358	8009	16,367	25727	24975	50,702	5961	5971	11,932	40,046	38,955	79,001
Kano	7550	7597	15,147	17591	17640	35,231	2484	2646	5,130	27,625	27,883	55,508
Katsina	2423	2282	4,705	11142	10291	21,433	1532	1366	2,898	15,097	13,939	29,036
Kebbi*	910	714	1,624	4531	5124	9,655	1080	950	2,030	6,521	6,788	13,309
Kogi*	5885	6213	12,098	14178	14267	28,445	793	737	1,530	20,856	21,217	42,073
Kwara*	14912	14577	29,489	22020	21290	43,310	2044	1779	3,823	38,976	37,646	76,622
Lagos	127585	124399	251,984	128327	127687	256,014	3014	2862	5,876	258,926	254,948	513,874
Nasarawa*	1200	1180	2,380	3255	3303	6,558	1915	1819	3,734	6,370	6,302	12,672
Niger	6559	6099	12,658	32207	28910	61,117	8397	7735	16,132	47,163	42,744	89,907
Ogun*	5679	7041	12,720	44977	45265	90,242	1492	1183	2,675	52,148	53,489	105,637
Ondo*	4247	4154	8,401	5205	5169	10,374	862	818	1,680	10,314	10,141	20,455

Osun*	6099	6074	12,173	5908	5732	11,640	1037	1058	2,095	13,044	12,864	25,908
Oyo	41179	41474	82,653	46020	46702	92,722	10171	10358	20,529	97,370	98,534	195,904
Plateau*	1249	1377	2,626	4244	3947	8,191	2507	2432	4,939	8,000	7,756	15,756
Rivers*	8091	8689	16,780	17989	17685	35,674	6518	5462	11,980	32,598	31,836	64,434
Sokoto	408	397	805	6059	5357	11,416	2082	2009	4,091	8,549	7,763	16,312
Taraba*	4245	3993	8,238	15586	14815	30,401	3051	2844	5,895	22,882	21,652	44,534
Yobe	1326	1530	2,856	6086	9656	15,742	1496	2244	3,740	8,908	13,430	22,338
Zamfara	287	254	541	3491	3111	6,602	515	421	936	4,293	3,786	8,079
National	382,491	389,118	771,609	713,376	794,423	1,507,799	242,673	238,825	481,498	1,338,540	1,422,366	2,760,906

Note: * = Data imported from 2015/2016

Table 1.5: Public and Private Pre-Primary School Enrolment by State and Gender

State	Public				Private			
	Number	Pupils	Female	% Females	Number	Pupils	Female	% Females
	of Schools				of Schools			
Abia	1342	64,597	30,001	46%	376	556,349	329,290	59%
Adamawa	768	39,317	18,964	48%	278	22,040	10,734	49%
Akwa Ibom	1358	163,051	85,698	53%	370	17,756	8,716	49%
Anambra	1239	101,779	49,760	49%	NA	121,546	61,625	51%
Bauchi	752	73,936	35,372	48%	380	39,437	19,398	49%
Bayelsa	225	5,081	2,581	51%	284	19,846	10,026	51%
Benue	1177	14,159	6,832	48%	821	60,042	29,219	49%
Borno	521	21,539	10,398	48%	83	6,715	3,429	51%
Cross River	1386	39,898	19,769	50%	391	26,923	13,498	50%
Delta	1143	42,509	21,006	49%	859	49,263	24,662	50%
Ebonyi	602	41,689	21,138	51%	178	25,022	12,761	51%
Edo	1139	46,525	23,113	50%	483	34,736	15,377	44%
Ekiti	494	73,779	49,792	67%	NA	45,427	22,549	50%
Enugu	1334	67,381	33,671	50%	1,484	104,964	52,216	50%
FCT	413	108,921	66,580	61%	177	157,712	77,020	49%
Gombe	346	27,954	13,494	48%	295	23,987	11,421	48%
Imo	1669	198,813	101,330	51%	140	6,913	3,523	51%
Jigawa	465	36,795	19,939	54%	98	10,869	5,229	48%
Kaduna	1070	279,330	139,107	50%	820	79,001	38,955	49%
Kano	1889	303,831	150,131	49%	613	55,508	27,883	50%
Katsina	669	113,549	56,179	49%	286	29,036	13,939	48%
Kebbi	280	24,175	10,266	42%	105	13,309	6,788	51%
Kogi	1224	14,320	7,206	50%	443	42,073	21,217	50%

Kwara	1239	35,157	17,275	49%	1,050	76,622	37,646	49%
Lagos	1127	63,612	30,862	49%	NA	513,874	254,948	50%
Nasarawa	812	17,209	8,069	47%	374	12,672	6,302	50%
Niger	1081	67,420	32,142	48%	1,171	89,907	42,744	48%
Ogun	1702	59,134	28,656	48%	2634	105,637	53,489	51%
Ondo	1832	542,633	271,883	50%	501	20,455	10,141	50%
Osun	1014	845	443	52%	441	25,908	12,864	50%
Oyo	2459	232,082	121,856	53%	3,060	195,904	98,534	50%
Plateau	1629	54,677	27,163	50%	335	15,756	7,756	49%
Rivers	1013	19,446	9,864	51%	1,084	64,434	31,836	49%
Sokoto	684	87,036	36,585	42%	126	16,312	7,763	48%
Taraba	420	17,093	8,110	47%	549	44,534	21,652	49%
Yobe	417	5,083	2,422	48%	86	22,338	13,430	60%
Zamfara	402	43,357	16,529	38%	91	8,079	3,786	47%
National	37,336	3,147,712	1,584,186	50%	12,332	2,760,906	1,422,366	52%



Table 1.6: Total Public and Private Pre-Primary School Enrolment by State and Gender

State	Total pupils	Girls	% Girls
Abia	44581	20753	46.55
Adamawa	39317	18964	48.23
Akwa Ibom	157956	81384	51.52
Anambra	101779	49760	48.89
Bauchi	73936	35372	47.84
Bayelsa	5081	2581	50.80
Benue	14159	6832	48.25
Borno	21539	10398	48.28
Cross River	39898	19769	49.55
Delta	42509	21006	49.42
Ebonyi	41689	21138	50.70
Edo	46525	23113	49.68
Ekiti	73779	49792	67.49
Enugu	67381	33671	49.97
FCT	108921	66580	61.13
Gombe	27954	13494	48.27
Imo	198813	101330	50.97
Jigawa	36795	19939	54.19
Kaduna	279330	139107	49.80
Kano	303831	150131	49.41
Katsina	113549	56179	49.48
Kebbi	24175	10266	42.47
Kogi	14320	7206	50.32
Kwara	35157	17275	49.14
Lagos	63612	30862	48.52
Nasarawa	17209	8069	46.89
Niger	67420	32142	47.67
Ogun	59134	28656	48.46
Ondo	542633	271883	50.10

Osun	845	443	52.43
Oyo	232082	121856	52.51
Plateau	54677	27163	49.68
Rivers	19446	9864	50.73
Sokoto	87036	36585	42.03
Taraba	17093	8110	47.45
Yobe	5083	2422	47.65
Zamfara	43357	16529	38.12
National	3122601	1570624	50.30

Teachers Information

Table 1.7: Number of Public Pre-primary School Teachers by State and Gender

State	All Teachers				Public qualify teachers				
	M	F	MF	%F	M	F	MF	% qualified	% Female
Abia	1764	7845	9609	81.64	1033	5167	6200	0.65	0.83
Adamawa	NA	NA	NA	NA	NA	NA	NA	NA	NA
Akwa Ibom	2195	7266	9461	76.80	1569	5796	7365	0.78	0.79
Anambra	1571	19	1590	1.19	1552	19	1571	0.99	0.01
Bauchi	28	53	81	65.43	19	43	62	0.77	0.69
Bayelsa	NA	NA	NA	NA	NA	NA	NA	NA	NA
Benue	NA	NA	NA	NA	NA	NA	NA	NA	NA
Borno	NA	NA	NA	NA	NA	NA	NA	NA	NA
Cross River	4412	6785	11197	60.60	2710	4647	7357	0.66	0.63
Delta	2184	7844	10028	78.22	1079	4772	5851	0.58	0.82
Ebonyi	24	144	168	85.71	19	133	152	0.90	0.88
Edo	2138	6333	8471	0.00	1547	5167	6714	0.79	0.77
Ekiti	NA	NA	NA	NA	NA	NA	NA	NA	NA
Enugu	339	12	351	3.42	327	9	336	0.96	0.03
FCT	169	863	1032	83.62	NA	NA	NA	NA	NA
Gombe	47	103	150	68.67	19	53	72	0.48	0.74
Imo	1331	7294	8625	84.57	771	4518	5289	0.61	0.85
Jigawa	NA	NA	NA	NA	NA	NA	NA	NA	NA
Kaduna	121	666	787	84.63	35	511	546	0.69	0.94
Kano	811	149	960	15.52	148	78	226	0.24	0.35
Katsina	191	214	405	52.84	118	149	267	0.66	0.56
Kebbi	366	87	453	19.21	48	32	80	0.18	0.40
Kogi	2821	4530	7351	61.62	2027	3318	5345	0.73	0.62

Kwara	4272	7224	11496	62.84	2440	4387	6827	0.59	0.64
Lagos	21	77	98	78.57	12	51	63	0.64	0.81
Nasarawa	666	985	1651	59.66	392	546	938	0.57	0.58
Niger	30	89	119	74.79	13	67	80	0.67	0.84
Ogun	3673	11590	15263	75.94	2257	8223	10480	0.69	0.78
Ondo	2529	6052	8581	70.53	1733	4795	6528	0.76	0.73
Osun	161	1096	1257	87.19	161	1096	1257	1.00	0.87
Oyo	44	462	506	91.30	35	451	486	0.96	0.93
Plateau	5453	5884	11337	51.90	3999	4473	8472	0.75	0.53
Rivers	1489	3763	5252	71.65	705	1821	2526	0.48	0.72
Sokoto	16	15	31	48.39	5	10	15	0.48	0.67
Taraba	20	31	51	60.78	13	25	38	0.75	0.66
Yobe	12	19	31	61.29	NA	NA	NA	NA	0.00
Zamfara	NA	NA	NA	NA	NA	NA	NA	NA	NA
National	38898	87494	126392	69.22	24786	60357	85143	0.67	0.71

NA = Not Available

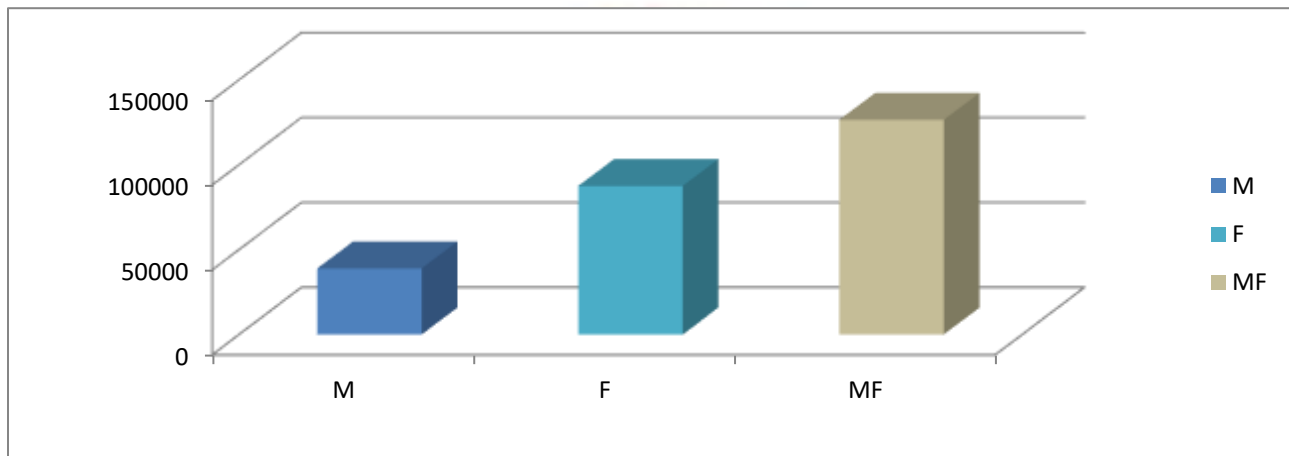


Fig 1.3: Number of public pre-primary school teachers by gender and State

CHAPTER TWO PRIMARY EDUCATION

2.0 Introduction

The fundamental goal of Basic Education programme in Nigeria is to provide students with potentials to become responsible and respectful individuals who would contribute to their economic well-being and that of their families and communities, to explore and understand different perspectives, and to enjoy productive and satisfying lives. The Universal Basic Education Commission (UBEC) is the government parastatal that coordinates the disbursement of Federal allocation (2% of the Consolidated Revenue Fund) to Basic Education and monitors Universal Basic Education (UBE) programme implementation at the state level. UBEC is represented and anchored by State Universal Basic Education Boards (SUBEBs).

In harnessing the benefits of parents and community involvement, the nine-year Basic Education programme (i.e. 6 years of primary and 3 years of Junior Secondary Education), provides opportunities for every student to develop the knowledge and skills essential to:

- ✚ Read with comprehension, write effectively, and communicate successfully in a variety of ways and settings and with a variety of audiences;
- ✚ Know and apply the core concepts and principles of mathematics; social, physical, and life sciences; civics and history, including different cultures and participation in representative government; geography; arts; and health and fitness;
- ✚ Think analytically, logically, and creatively, and to integrate technology literacy as well as different experiences and knowledge to form reasoned judgments and solve problems; and
- ✚ Understand the importance of work, finance and how performance, decisions directly affect future career and educational opportunities.

2.1 Primary Education

As part of its mandate, the primary education programme ensures the wide-spectrum development of pupils who are provided with capacity to acquire literacy, numeracy, creativity and communication skills to enjoy learning. Primary education ensures that every child or pupil is provided with opportunity to develop his/her cognitive, social, emotional, cultural and physical skills to the best of their abilities, preparing them for their further school career.



FEDERAL MINISTRY OF EDUCATION
STATISTICS & NEMIS

2.1: Primary School Enrolment

Table 2.1: Public and Private Primary School Enrolment by Gender: 2013/2014 – 2016/2017

Year	Public			Private			Public + Private
	M	F	MF	M	F	MF	MF
2013/2014	11,496,946	10,827,559	22,324,505	1,758,843	1,717,849	3,476,692	25,801,197
2014/2015	9,735,881	8,466,714	18,202,595	2,075,468	2,058,168	4,133,636	22,336,231
2015/2016	11,519,269	10,548,159	22,067,428	1,600,511	1,607,082	3,207,593	25,275,021
2016/2017	11,219,283	10,015,771	21,235,054	1,667,044	1,641,624	3,308,668	24,543,722

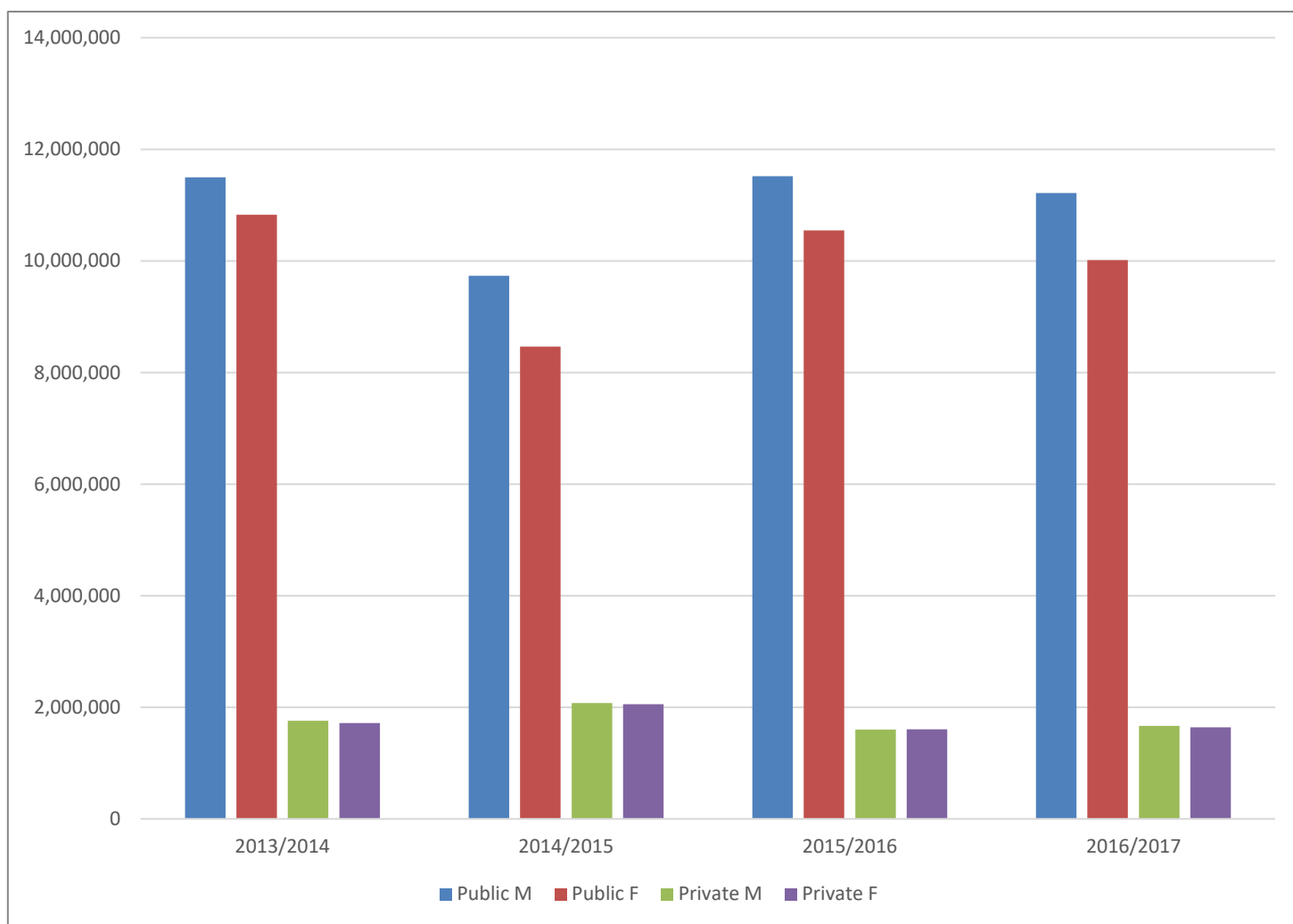


Figure 2.1 : Public and Private Primary School Enrolment by Gender: 2013/2014 – 2016/2017

2.2 Primary School Enrolment

Table 2.2 Public and Private Primary School Enrolment by State, Class and Gender: 2016/2017 (Primary 1-6)

State	No. of Schools	Primary 1		Primary 2		Primary 3		Primary 4		Primary 5		Primary 6		Total		
		M	F	M	F	M	F	M	F	M	F	M	F	M	F	M+F
Abia	2327	31801	21924	19909	19847	18798	18799	20228	19288	19328	18844	18398	18390	128462	117092	245554
Adamawa	2229	59389	53108	56504	48907	79846	49104	50542	46723	45836	39087	38973	37640	331090	274569	605659
Akwa Ibom	2662	87232	92915	84538	89873	82903	88234	80201	85210	76953	84134	69922	75207	481749	515573	997322
Anambra	3330	32313	31583	31750	31775	33158	32103	31808	30578	29393	28171	27935	27912	186357	182122	368479
Bauchi	3449	113798	97856	99872	85192	90430	77777	79631	68914	70722	61315	63279	53738	517732	444792	962524
Bayelsa	919	12594	12461	11460	11501	11259	10792	10924	11031	9922	10134	7194	7262	63353	63181	126534
Benue	5304	67377	62283	55925	52937	51204	47321	44656	41000	37898	32792	31707	25990	288767	262323	551090
Borno	1468	54590	47361	51693	45979	48748	42718	51081	41506	43132	37891	41367	33596	290611	249051	539662
Cross River	1344	16264	15696	15990	15465	16127	16042	15432	16615	14090	13592	11730	10638	89633	88048	177681
Delta	1621	28592	27994	28963	29133	27971	28136	28082	28237	27408	27281	25261	24058	166277	164839	331116
Ebonyi	1242	30782	30672	28014	27903	27748	27783	27870	28064	27587	27605	26885	27634	168886	169661	338547
Edo	1368	25151	23782	21579	20564	22234	21740	22085	21391	20569	20518	20680	19551	132298	127546	259844
Ekiti	1091	15559	15246	13866	13525	13639	13205	13633	13500	12370	11993	9251	9009	78318	76478	154796
Enugu	2743	31796	31569	28947	28939	29259	28731	28321	27745	26302	25677	23495	22931	168120	165592	333712
FCT	1663	17629	32304	30940	30424	29619	31021	29368	29778	27993	27002	22049	20154	157598	170683	328281
Gombe	1765	56227	45231	51888	42157	46943	38846	42701	35620	38863	31866	34242	28292	270864	222012	492876
Imo	1383	79543	75894	75812	73986	77483	75568	78357	77969	79028	75418	82774	69644	472997	448479	921476
Jigawa	2248	75587	62003	69027	57439	65864	53743	62694	51306	58469	47276	54254	43581	385895	315348	701243
Kaduna	5334	224531	209702	188907	183426	144989	133501	122176	110885	102208	92421	79327	70388	862138	800323	1662461
Kano	7114	311915	317543	287419	290326	269854	269919	242268	242287	214771	208303	175243	170151	1501470	1498529	2999999
Katsina	2759	187984	168682	162077	136643	151822	123617	145422	122357	132013	106796	125013	96861	904331	754956	1659287
Kebbi	1997	65827	39926	61325	37800	57300	36060	53929	33889	47374	28789	40210	24274	325965	200738	526703
Kogi	2598	25682	24525	22757	22729	22362	22009	21200	20978	19878	19330	18567	17329	130446	126900	257346
Kwara	2754	31987	29188	29171	26920	28764	26394	27236	24975	24053	22260	16698	14704	157909	144441	302350
Lagos	14647	94439	94060	91292	91534	93370	94826	91770	93308	87064	88754	59941	60992	517876	523474	1041350
Nasarawa	1416	27393	23379	25959	21916	24896	21789	23930	21359	22335	19740	25651	16034	150164	124217	274381
Niger	4461	104396	82494	90569	70970	79756	63122	69690	55636	60656	48080	47131	36805	452198	357107	809305
Ogun	4880	53078	51629	47991	47981	48513	47757	49865	49024	48809	47735	45601	44548	293857	288674	582531
Ondo	1588	122699	114560	106088	109838	109404	109677	116978	112920	108401	111294	114529	110142	678099	668431	1346530
Osun	1768	30379	29617	23208	23344	23584	23776	23976	23741	15488	15615	14227	13953	130862	130046	260908
Oyo	5387	127073	137904	120411	130848	119394	127075	116818	125352	109808	118984	106066	114161	699570	754324	1453894
Plateau	2021	47497	45635	41702	40845	38687	37728	35022	35416	31244	29887	25239	23333	219391	212844	432235
Rivers	2126	21989	22448	20530	21443	21518	21962	21203	21848	19784	20280	13864	14095	118888	122076	240964
Sokoto	2156	102921	64598	91699	56246	82590	48337	71173	41844	56236	33037	41424	24064	446043	268126	714169
Taraba	7892	25510	23506	22550	21026	21076	19842	18094	16624	14846	12970	8396	7396	110472	101364	211836
Yobe	1172	79220	56947	74263	54584	68406	51833	69726	48549	61683	41965	61563	39543	414861	293421	708282
Zamfara	1752	84453	49074	77886	44849	72078	41545	63304	37276	52695	31320	42364	25951	392780	230015	622795
National	111978	2605197	2365299	2362481	2158814	2251596	2022432	2101394	1912743	1895209	1718156	1670450	1479951	12886327	11657395	24543722

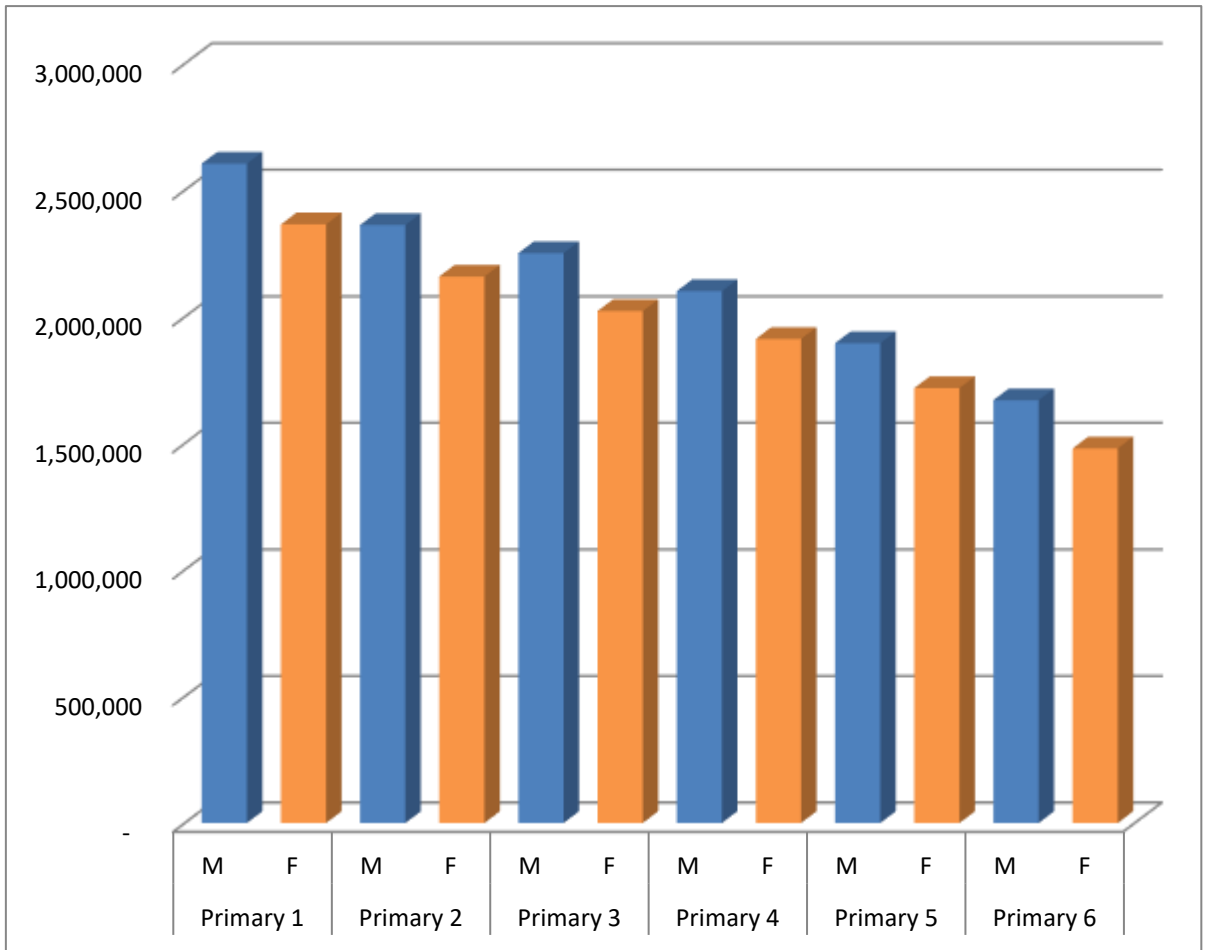


Fig. 2.2: Public and Private Primary School Enrolment by State, Class and Gender: 2016/2017 (Primary 1-6)

FEDERAL MINISTRY OF EDUCATION
 STATISTICS & NEMIS

Table 2.3: Public Primary School Enrolment by State, Class and Gender: 2016/2017 (Primary 1-6)

State	No. of Schools	Primary 1		Primary 2		Primary 3		Primary 4		Primary 5		Primary 6		Total		
		M	F	M	F	M	F	M	F	M	F	M	F	M	F	M+F
Abia	877	11075	10788	10397	10271	11247	10995	12402	11745	12267	11905	11683	11645	69071	67349	136420
Adamawa	1948	55307	49305	52902	45384	76480	45755	47591	43991	43368	36987	37535	36416	313183	257838	571021
Akwa Ibom	1160	83472	89206	80849	86136	79168	84539	76636	81974	73486	80625	66678	72122	460289	494602	954891
Anambra	1059	16853	15866	17596	16618	18854	17389	18548	17145	17574	16452	17341	17423	106766	100893	207659
Bauchi	2828	97358	82510	86188	71626	78320	65378	70361	58999	63484	53643	58934	49257	454645	381413	836058
Bayelsa	532	9470	9196	8565	8475	8455	7791	8232	8251	7745	7840	6517	6655	48984	48208	97192
Benue	2748	55666	50863	44492	41456	39815	36154	34247	30503	29137	24258	25194	20040	228551	203274	431825
Borno	1385	52863	45783	50086	44616	47212	41318	49775	40286	41986	36846	40607	32902	282529	241751	524280
Cross River	1057	12790	12196	13210	12708	13504	13422	13345	14553	12755	12367	11390	10334	76994	75580	152574
Delta	985	21364	20862	22598	22556	21807	21834	22325	22233	22388	22253	21891	20782	132373	130520	262893
Ebonyi	1055	26689	26243	24483	24159	24415	24225	24647	24636	24654	24560	24463	25139	149351	148962	298313
Edo	886	19608	18086	16568	15690	17269	16743	17402	16761	16703	16424	18164	17140	105714	100844	206558
Ekiti	726	7912	7719	7198	7026	7503	7336	7487	7184	7247	6939	7238	7029	44585	43233	87818
Enugu	1202	16317	16086	14693	14514	15310	14717	15405	14720	15133	14439	15313	14736	92171	89212	181383
FCT	600	5056	20257	19088	18591	18401	19445	19433	19618	20099	18893	19009	17284	101086	114088	215174
Gombe	1341	49139	38953	45375	36242	41025	33443	37606	30923	34597	27968	31478	25808	239220	193337	432557
Imo	1240	77869	74161	74504	72560	76237	74171	77051	76570	77934	74274	82070	69000	465665	440736	906401
Jigawa	2145	72052	58203	66006	54400	63022	50660	60338	48933	56605	45560	53374	42750	371397	300506	671903
Kaduna	4245	208959	194812	176927	166734	133691	122472	111677	100688	93667	84234	75653	67088	800574	736028	1536602
Kano	6,324	296904	301890	275666	278347	258773	258997	232602	232835	207856	201479	171849	166667	1443650	1440215	2883865
Katsina	2460	181565	162981	156212	131277	146339	118824	140347	117793	127975	103396	122661	95053	875099	729324	1604423
Kebbi	1783	61080	35986	56583	33782	52805	32351	50298	30533	44320	26183	38521	22914	303607	181749	485356
Kogi	1760	24104	22923	21082	21146	20972	20602	19876	19695	18815	18292	18202	16994	123051	119652	242703
Kwara	1551	20506	18425	18624	16851	18859	16870	18266	16183	16612	15009	15340	13349	108207	96687	204894
Lagos	1,014	24810	24657	26791	26744	30906	31784	34162	34891	39218	40271	39320	40647	195207	198994	394201
Nasarawa	1267	25815	21777	24284	20333	23506	20382	22606	20076	21272	18702	25286	15699	142769	116969	259738
Niger	3,124	85952	65901	74242	56098	64571	49411	56627	43427	50173	38478	42009	32284	373574	285599	659173
Ogun	1509	31995	30098	28030	27011	28821	27424	29870	28520	29542	28087	28791	27765	177049	168905	345954
Ondo	1298	119839	111790	103315	107150	106707	107034	114405	110419	106186	109212	113242	109070	663694	654675	1318369
Osun	1316	27782	27091	20849	21002	21479	21443	21951	21708	14086	14229	13681	13557	119828	119030	238858
Oyo	2395	104489	115420	100815	111025	100725	107972	100260	108648	95645	104556	102439	110473	604373	658094	1262467
Plateau	1840	45013	43201	39332	38527	35952	35469	32953	33313	29504	28158	24631	22856	207385	201524	408909
Rivers	864	12067	12416	11924	12569	13353	13537	13527	13751	13243	13503	11162	11536	75276	77312	152588
Sokoto	2,008	99639	61612	88528	53401	79634	45835	68612	39665	54072	31186	40403	23168	430888	254867	685755
Taraba	7222	12755	11753	11275	10513	10538	9921	9047	8312	7423	6485	4198	3698	55236	50682	105918
Yobe	1085	76568	53513	71407	51286	65482	48365	65646	44843	58589	38837	58427	36645	396119	273489	669608
Zamfara	1632	81265	46268	75600	42880	69929	39553	61661	35764	51219	30016	41449	25149	381123	219630	600753
National	68,471	2231967	2008797	2036284	1829704	1941086	1713561	1817224	1630089	1656579	1482546	1536143	1351074	11219283	10015771	21235054

Table 2.4: Private Primary School Enrolment by State, Class and Gender: 2016/2017 (Primary 1-6)

State	No. of Schools	Primary 1		Primary 2		Primary 3		Primary 4		Primary 5		Primary 6		Total		
		M	F	M	F	M	F	M	F	M	F	M	F	M	F	M+F
Abia	1450	20726	11136	9512	9576	7551	7804	7826	7543	7061	6939	6715	6745	59391	49743	109134
Adamawa*	281	4082	3803	3602	3523	3366	3349	2951	2732	2468	2100	1438	1224	17907	16731	34638
Akwa Ibom	1502	3760	3709	3689	3737	3735	3695	3565	3236	3467	3509	3244	3085	21460	20971	42431
Anambra	2271	15460	15717	14154	15157	14304	14714	13260	13433	11819	11719	10594	10489	79591	81229	160820
Bauchi	621	16440	15346	13684	13566	12110	12399	9270	9915	7238	7672	4345	4481	63087	63379	126466
Bayelsa	387	3124	3265	2895	3026	2804	3001	2692	2780	2177	2294	677	607	14369	14973	29342
Benue	2556	11711	11420	11433	11481	11389	11167	10409	10497	8761	8534	6513	5950	60216	59049	119265
Borno*	83	1727	1578	1607	1363	1536	1400	1306	1220	1146	1045	760	694	8082	7300	15382
Cross River	287	3474	3500	2780	2757	2623	2620	2087	2062	1335	1225	340	304	12639	12468	25107
Delta	636	7228	7132	6365	6577	6164	6302	5757	6004	5020	5028	3370	3276	33904	34319	68223
Ebonyi	187	4093	4429	3531	3744	3333	3558	3223	3428	2933	3045	2422	2495	19535	20699	40234
Edo	482	5543	5696	5011	4874	4965	4997	4683	4630	3866	4094	2516	2411	26584	26702	53286
Ekiti*	365	7647	7527	6668	6499	6136	5869	6146	6316	5123	5054	2013	1980	33733	33245	66978
Enugu	1541	15479	15483	14254	14425	13949	14014	12916	13025	11169	11238	8182	8195	75949	76380	152329
FCT	1063	12573	12047	11852	11833	11218	11576	9935	10160	7894	8109	3040	2870	56512	56595	113107
Gombe	424	7088	6278	6513	5915	5918	5403	5095	4697	4266	3898	2764	2484	31644	28675	60319
Imo	143	1674	1733	1308	1426	1246	1397	1306	1399	1094	1144	704	644	7332	7743	15075
Jigawa	103	3535	3800	3021	3039	2842	3083	2356	2373	1864	1716	880	831	14498	14842	29340
Kaduna	1089	15572	14890	11980	16692	11298	11029	10499	10197	8541	8187	3674	3300	61564	64295	125859
Kano	790	15011	15653	11753	11979	11081	10922	9666	9452	6915	6824	3394	3484	57820	58314	116134
Katsina	299	6419	5701	5865	5366	5483	4793	5075	4564	4038	3400	2352	1808	29232	25632	54864
Kebbi	214	4747	3940	4742	4018	4495	3709	3631	3356	3054	2606	1689	1360	22358	18989	41347
Kogi	838	1578	1602	1675	1583	1390	1407	1324	1283	1063	1038	365	335	7395	7248	14643
Kwara	1203	11481	10763	10547	10069	9905	9524	8970	8792	7441	7251	1358	1355	49702	47754	97456
Lagos	13,633	69629	69403	64501	64790	62464	63042	57608	58417	47846	48483	20621	20345	322669	324480	647149
Nasarawa	149	1578	1602	1675	1583	1390	1407	1324	1283	1063	1038	365	335	7395	7248	14643
Niger	1337	18444	16593	16327	14872	15185	13711	13063	12209	10483	9602	5122	4521	78624	71508	150132
Ogun	3371	21083	21531	19961	20970	19692	20333	19995	20504	19267	19648	16810	16783	116808	119769	236577
Ondo	290	2860	2770	2773	2688	2697	2643	2573	2501	2215	2082	1287	1072	14405	13756	28161
Osun*	452	2597	2526	2359	2342	2105	2333	2025	2033	1402	1386	546	396	11034	11016	22050
Oyo	2992	22584	22484	19596	19823	18669	19103	16558	16704	14163	14428	3627	3688	95197	96230	191427
Plateau	181	2484	2434	2370	2318	2735	2259	2069	2103	1740	1729	608	477	12006	11320	23326
Rivers	1262	9922	10032	8606	8874	8165	8425	7676	8097	6541	6777	2702	2559	43612	44764	88376
Sokoto	148	3282	2986	3171	2845	2956	2502	2561	2179	2164	1851	1021	896	15155	13259	28414
Taraba	670	12755	11753	11275	10513	10538	9921	9047	8312	7423	6485	4198	3698	55236	50682	105918
Yobe	87	2652	3434	2856	3298	2924	3468	4080	3706	3094	3128	3136	2898	18742	19932	38674
Zamfara	120	3188	2806	2286	1969	2149	1992	1643	1512	1476	1304	915	802	11657	10385	22042
National	43,507	373230	356502	326197	329110	310510	308871	284170	282654	238630	235610	134307	128877	1667044	1641624	3308668

NOTE: * Data imported from 2015/2016 Publication



FEDERAL MINISTRY OF EDUCATION
STATISTICS & NEMIS

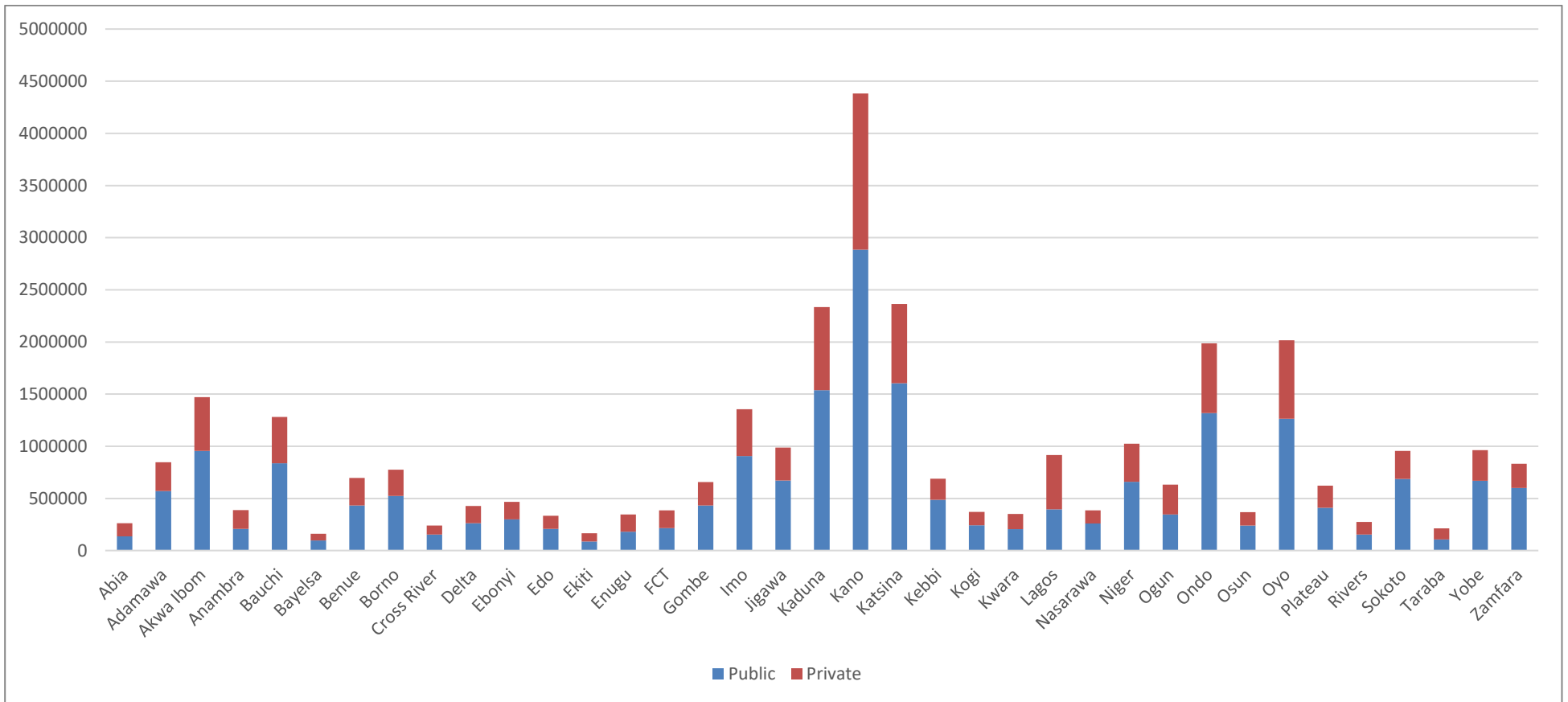


fig 2.3: Public and Private Primary School Enrolment by State: 2016/2017

MINISTRY OF EDUCATION
STATISTICS & NEMIS

Table 2: 5 Public Primary Schools Enrolment of Special Needs Children: 2016/2017

Type of disability	Primary 1	Primary 2	Primary 3	Primary 4	Primary 5	Primary 6
Blind /visually impaired	1,915	1,696	1,814	1,658	1,369	1,351
Physically challenged	2,484	2,795	3,003	2,475	2,023	1,689
Hearing / speech impaired	3,715	3,675	3,456	3,109	2,997	2,908
Mentally challenged	2,853	2,358	1,957	1,961	2,039	1,718
TOTAL	10,967	10,524	10,230	9,203	8,428	7,666

Table 2.6 Public and Private Primary Schools Enrolment by Geo-Political Zones and Gender: 2016-2017

Zone	M	F	M+F
North Central	1556473	1398515	2954988
North East	1935630	1585209	3520839
North West	4818622	4068035	8886657
South East	1124822	1082946	2207768
South South	1052198	1081263	2133461
South West	2398582	2441427	4840009
Total	12886327	11657395	24543722

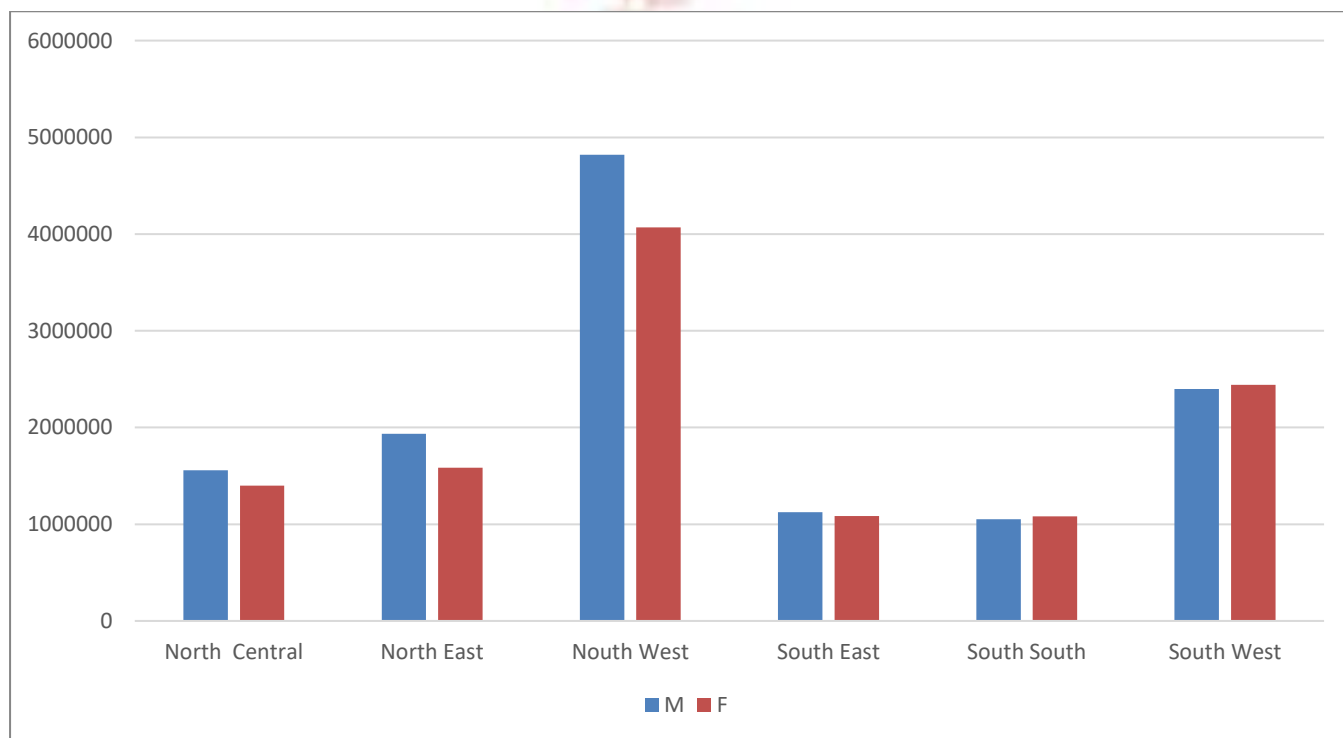


Fig. 2.4: Public and Private Primary Schools Enrolment by Geo-Political Zones and Gender: 2016/2017

Table 2.7: Key Composition of Geo-political zones

Zone	States
North central states	Niger, kwara, kogi, plateau, Nasarawa, Benue, Fct.
North East	Borno, Adamawa, Taraba, Yobe, Bauchi, Gombe
North West	Sokoto, Kebbi, Zamfara, Kastina, Kadunna, Kano, Jigawa
South East	Anambra, Imo, Ebonyi, Abia, Enugu
South – South	Edo, Delta, Rivers, Cross River, Bayelsa, Akwa ibom
South West	Lagos, Oyo, Ogun, Ekiti, Osun, Ondo.

Table 2.8: Public and Private Primary Schools Enrolment by State and Gender: 2016/2017

State	Public				Private				Total		
	Number of Schools	Pupils	Female	% Female	Number of Schools	Pupils	Female	% Female	Pupils	Female	% Females
Abia	877	136420	67349	49%	1450	109134	49743	46%	245554	117092	47.68
Adamawa	1948	571021	257838	45%	281	34638	16731	0%	605659	274569	45.33
Akwa Ibom	1160	954891	494602	52%	1502	42431	20971	0%	997322	515573	51.70
Anambra	1059	207659	100893	49%	2271	160820	81229	51%	368479	182122	49.43
Bauchi	2828	836058	381413	46%	621	126466	63379	50%	962524	444792	46.21
Bayelsa	532	97192	48208	50%	387	29342	14973	51%	126534	63181	49.93
Benue	2748	431825	203274	0%	2556	119265	59049	0%	551090	262323	47.60
Borno	1385	524280	241751	0%	83	15382	7300	0%	539662	249051	46.15
Cross River	1057	152574	75580	50%	287	25107	12468	50%	177681	88048	49.55
Delta	985	262893	130520	50%	636	68223	34319	50%	331116	164839	49.78
Ebonyi	1055	298313	148962	50%	187	40234	20699	51%	338547	169661	50.11
Edo	886	206558	100844	49%	482	53286	26702	50%	259844	127546	49.09
Ekiti	726	87818	43233	49%	365	66978	33245	50%	154796	76478	49.41
Enugu	1202	181383	89212	49%	1541	152329	76380	50%	333712	165592	49.62
FCT	600	215174	114088	53%	1063	113107	56595	50%	328281	170683	51.99
Gombe	1341	432557	193337	45%	424	60319	28675	48%	492876	222012	45.04
Imo	77869	906401	440736	49%	143	15075	7743	0%	921476	448479	48.67
Jigawa	2145	671903	300506	0%	103	29340	14842	0%	701243	315348	44.97
Kaduna	4245	1536602	736028	48%	1089	125859	64295	51%	1662461	800323	48.14
Kano	6324	2883865	1440215	50%	790	116134	58314	50%	2999999	1498529	49.95
Katsina	2460	1604423	729324	45%	299	54864	25632	47%	1659287	754956	45.50
Kebbi	1783	485356	181749	37%	214	41347	18989	46%	526703	200738	38.11
Kogi	1760	242703	119652	49%	838	14643	7248	49%	257346	126900	49.31
Kwara	1551	204894	96687	47%	1203	97456	47754	0%	302350	144441	47.77
Lagos	1014	394201	198994	50%	13633	647149	324480	50%	1041350	523474	50.27
Nasarawa	1267	259738	116969	45%	149	14643	7248	49%	274381	124217	45.27
Niger	3124	659173	285599	43%	1337	150132	71508	48%	809305	357107	44.13
Ogun	1509	345954	168905	49%	3371	236577	119769	51%	582531	288674	49.56
Ondo	1298	1318369	654675	50%	290	28161	13756	49%	1346530	668431	49.64
Osun	1316	238858	119030	50%	452	22050	11016	0%	260908	130046	49.84
Oyo	2395	1262467	658094	52%	2992	191427	96230	50%	1453894	754324	51.88
Plateau	1840	408909	201524	49%	181	23326	11320	49%	432235	212844	49.24
Rivers	864	152588	77312	51%	1262	88376	44764	51%	240964	122076	50.66
Sokoto	2008	685755	254867	37%	148	28414	13259	47%	714169	268126	37.54
Taraba	7222	105918	50682	48%	670	105918	50682	48%	211836	101364	47.85
Yobe	1085	669608	273489	41%	87	38674	19932	52%	708282	293421	41.43
Zamfara	1632	600753	219630	37%	120	22042	10385	47%	622795	230015	36.93
National	145100	21235054	10015771	1612%	43507	3308668	1641624	50%	24543722	11657395	47.50

STATISTICS & NEMIS

Teacher Information

2.9 Summary of Public Primary School Teachers

Table 2.9 National Summary of Public Primary School Teachers by Gender: 2012/2013 - 2016/2017

Year	All Teachers			Qualified Teachers			% Qualified		
	M	F	M+F	M	F	M+F	M	F	M+F
2012/2013	292176	244558	536734	156700	173126	329826	53.63	70.79	61.45
2013/2014	282096	233305	515401	199847	207778	407625	70.84	89.06	79.09
2014/2015	270882	252547	523429	187124	223107	410231	69.08	88.34	78.37
2015/2016	238431	214817	453248	165093	189163	354256	69.24	88.06	78.16
2016/2017	247472	232640	472077	162380	183421	345801	65.62	78.84	73.25

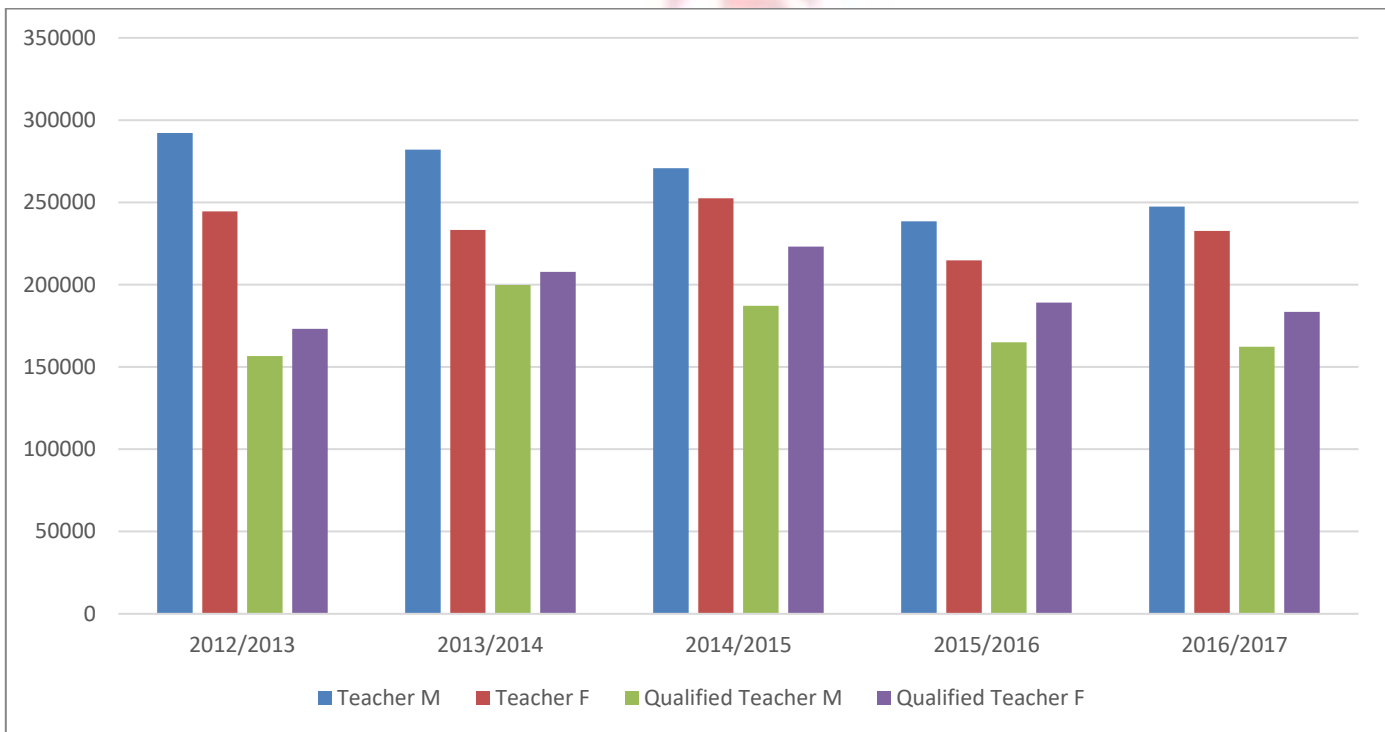


Fig. 2.5: Public and Private Primary Schools Enrolment by Geo-Political Zones and Gender: 2012/2013 – 2016/2017

Table 2.10: Number of Public Primary School Teachers by State and Gender: 2016/2017

State	All Teachers				Qualified Teachers				
	M	F	MF	%F	M	F	MF	%qualified	%female
Abia	1771	7900	9671	82%	1038	5202	6240	65%	83%
Adamawa	12451	8294	12710	65%	7077	5353	12430	98%	43%
Akwa Ibom	2195	7266	9461	77%	1569	5796	7365	78%	79%
Anambra	514	7873	8387	94%	514	7873	8387	100%	94%
Bauchi	11080	5569	16649	33%	8556	5042	13598	82%	37%
Bayelsa	2404	2625	5029	52%	1861	2034	3895	77%	52%
Benue	7168	4819	11987	40%	6857	4734	11591	97%	41%
Borno	6357	3333	9690	34%	5150	2993	8143	84%	37%
Cross River	4562	6966	11528	60%	2802	4762	7564	66%	63%
Delta	3054	8977	12031	75%	1493	5417	6910	57%	78%
Ebonyi	3507	5383	8890	61%	3384	5260	8644	97%	61%
Edo	2260	6451	8711	74%	1639	5270	6909	79%	76%
Ekiti	3829	4295	8124	53%	2987	3678	6665	82%	55%
Enugu	1550	8229	9779	84%	1488	8023	9511	97%	84%
FCT	4386	4528	8914	51%	4222	4411	8633	97%	51%
Gombe	8060	4641	12701	37%	4173	3159	7332	58%	43%
Imo	2903	5368	8271	65%	1248	2915	4163	50%	70%
Jigawa	10660	1748	12408	14%	5601	1041	6642	0%	16%
Kaduna	16038	16022	32060	50%	10940	13182	24122	75%	55%
Kano	31690	8363	40053	21%	16830	4650	21480	54%	22%
Katsina	16439	5029	21468	23%	11411	4032	15443	72%	26%
Kebbi	11157	3316	14473	23%	5720	2148	7868	54%	27%
Kogi	2903	5368	8271	65%	1248	2915	4163	50%	70%
Kwara	5356	7571	12927	59%	3139	4615	7754	60%	60%
Lagos	2207	8461	10668	79%	1951	8063	10014	94%	81%
Nasarawa	666	985	1651	60%	392	546	938	57%	58%
Niger	13542	8825	22367	39%	9270	7475	16745	75%	45%
Ogun	3976	11892	15868	75%	2497	8460	10957	69%	77%
Ondo	2644	6130	8774	70%	1823	4857	6680	76%	73%
Osun	2436	6722	9158	73%	2436	6722	9158	100%	73%
Oyo	6355	16863	23218	73%	6219	16700	22919	99%	73%
Plateau	7961	7020	14981	47%	5925	5390	11315	76%	48%
Rivers	2047	4460	6507	69%	989	2251	3240	50%	69%
Sokoto	11807	2336	14143	17%	5614	1632	7246	51%	23%
Taraba	10456	5214	15670	33%	8356	4374	12730	81%	34%
Yobe	3620	2308	5928	39%	1813	1359	3172	54%	43%
Zamfara	7461	1490	8951	17%	4148	1087	5235	58%	21%
National	247472	232640	472077	49%	162380	183421	345801	73%	53%

Table 2.11: Public Primary Pupil-Teacher Ratio by State: 2016/2017

State	Enrolment (M+F)	All Teachers (M+F)	Pupil Teacher-Ratio	Qualified Teachers	Pupil Qualified Teacher- Ratio (PQTR)
Abia	136420	9671	14	6240	22
Adamawa	571021	12710	45	12430	46
Akwa Ibom	954891	9461	101	7365	130
Anambra	207659	8387	25	8387	25
Bauchi	836058	16649	50	13598	61
Bayelsa	97192	5029	19	3895	25
Benue	431825	11987	36	11591	37
Borno	524280	9690	54	8143	64
Cross River	152574	11528	13	7564	20
Delta	262893	12031	22	6910	38
Ebonyi	298313	8890	34	8644	35
Edo	206558	8711	24	6909	30
Ekiti	87818	8124	11	6665	13
Enugu	181383	9779	19	9511	19
FCT	215174	8914	24	8633	25
Gombe	432557	12701	34	7332	59
Imo	906401	8271	110	4163	218
Jigawa	671903	12408	54	6642	101
Kaduna	1536602	32060	48	24122	64
Kano	2883865	40053	72	21480	134
Katsina	1604423	21468	75	15443	104
Kebbi	485356	14473	34	7868	62
Kogi	242703	8271	29	4163	58
Kwara	204894	12927	16	7754	26
Lagos	394201	10668	37	10014	39
Nasarawa	259738	1651	157	938	277
Niger	659173	22367	29	16745	39
Ogun	345954	15868	22	10957	32
Ondo	1318369	8774	150	6680	197
Osun	238858	9158	26	9158	26
Oyo	1262467	23218	54	22919	55
Plateau	408909	14981	27	11315	36
Rivers	152588	6507	23	3240	47
Sokoto	685755	14143	48	7246	95
Taraba	105918	15670	7	12730	8
Yobe	669608	5928	113	3172	211
Zamfara	600753	8951	67	5235	115

Table 2.12: Primary Education key Indicators: 2016/2017

State	Completion Rate	Gross Enrolment Rate (GER)	Pupil Teacher	Pupil Classroom
-------	-----------------	----------------------------	---------------	-----------------

	M	F	M	F	Gender Parity Index (GPI)	Ratio (PTR)	Ratio (PCR)
Abia	73.66	67.48	50.99	46.85	0.92	7	21
Adamawa	87.47	82.33	91.03	76.51	0.84	29	39
Akwa Ibom	181.10	190.80	140.21	152.25	1.09	95	36
Anambra	75.62	70.11	41.32	40.83	0.99	13	30
Bauchi	86.27	73.03	72.20	63.08	0.87	58	91
Bayelsa	40.90	39.82	42.54	42.95	1.01	12	50
Benue	52.00	41.10	65.42	60.10	0.92	30	23
Borno	64.03	52.37	57.16	49.85	0.87	56	56
Cross River	38.72	34.37	34.75	34.63	1.00	12	14
Delta	61.41	54.84	45.88	45.91	1.00	16	16
Ebonyi	105.64	102.75	88.01	89.20	1.01	38	37
Edo	64.13	57.57	46.00	44.84	0.97	18	19
Ekiti	41.86	38.86	36.63	36.20	0.99	19	14
Enugu	80.05	72.03	56.63	56.26	0.99	10	24
FCT	128.33	115.43	109.82	120.71	1.10	12	65
Gombe	94.66	80.11	87.96	73.53	0.84	39	80
Imo	229.35	179.36	136.72	130.81	0.96	111	40
Jigawa	76.65	60.90	60.62	50.32	0.83	49	52
Kaduna	88.39	74.79	163.21	152.63	0.94	31	83
Kano	123.16	115.81	127.17	128.55	1.01	75	94
Katsina	130.88	102.25	110.80	94.15	0.85	77	116
Kebbi	75.79	44.98	77.01	48.11	0.62	36	41
Kogi	38.66	35.66	44.73	44.12	0.99	16	14
Kwara	51.87	44.95	64.70	60.03	0.93	11	19
Lagos	68.72	68.56	60.19	61.76	1.03	98	99
Nasarawa	93.19	56.26	72.66	60.81	0.84	83	18
Niger	77.01	58.12	94.08	75.20	0.80	36	62
Ogun	111.30	102.06	88.58	87.76	0.99	12	21
Ondo	326.34	295.70	224.49	223.43	1.00	110	64
Osun	43.14	40.19	43.80	44.01	1.00	28	13
Oyo	185.56	187.58	142.68	155.27	1.09	22	107
Plateau	59.38	51.32	62.04	60.69	0.98	25	25
Rivers	28.12	27.55	25.46	26.49	1.04	13	14
Sokoto	69.26	40.08	89.45	54.65	0.61	50	80
Taraba	24.66	21.65	40.23	37.52	0.93	14	89
Yobe	171.66	112.70	141.13	101.77	0.72	119	111
Zamfara	79.34	47.65	74.09	44.05	0.59	51	95
National	93.83	80.70	85.10	78.00	34.15	33	46

CHAPTER THREE JUNIOR SECONDARY SCHOOL

3.0 Introduction

The Junior Secondary School (JSS) is the last three years of the compulsory 9-year Basic Education Programme in Nigeria. It is regarded as the capstone of Basic Education and it is for children in the age bracket of 12-14 years. Students who successfully complete the programme are awarded the Basic Certificate of Education (BCE). The award is decided through a nationally conducted public examination called the Basic Education Certificate Examination (BECE). The programme is both academic and pre-vocational.

Successful graduates of the programme have a choice of proceeding to the more academic Senior Secondary education level (which is overwhelmingly the popular option) or the vocational training school. The academic programme of the JSS consists of subjects which include: English Language, Basic Mathematics, Basic Science and Technology, Social Studies, one of Islamic or Christian Religious Studies, Agricultural Science, Business Studies, etc. The JSS is run by States and Local Governments, as public institutions as well as by organisations and individuals, as private institutions.

Table 3.1 Total Number of Public and Private Junior Secondary Schools: 2013/2014- 2016/2017

Year	Public	Private	Total
2013/2014	11894	10669	22,563
2014/2015	11403	13026	24,429
2015/2016	12520	20313	32,833
2016/2017	13157	19256	32,413

Please note that Table 3.1 shows the trend of number of Schools for JSS over the last four years. The graphical illustration was provided on Fig 3.1. It is important to note that statistics on private ownership were not sufficiently provided

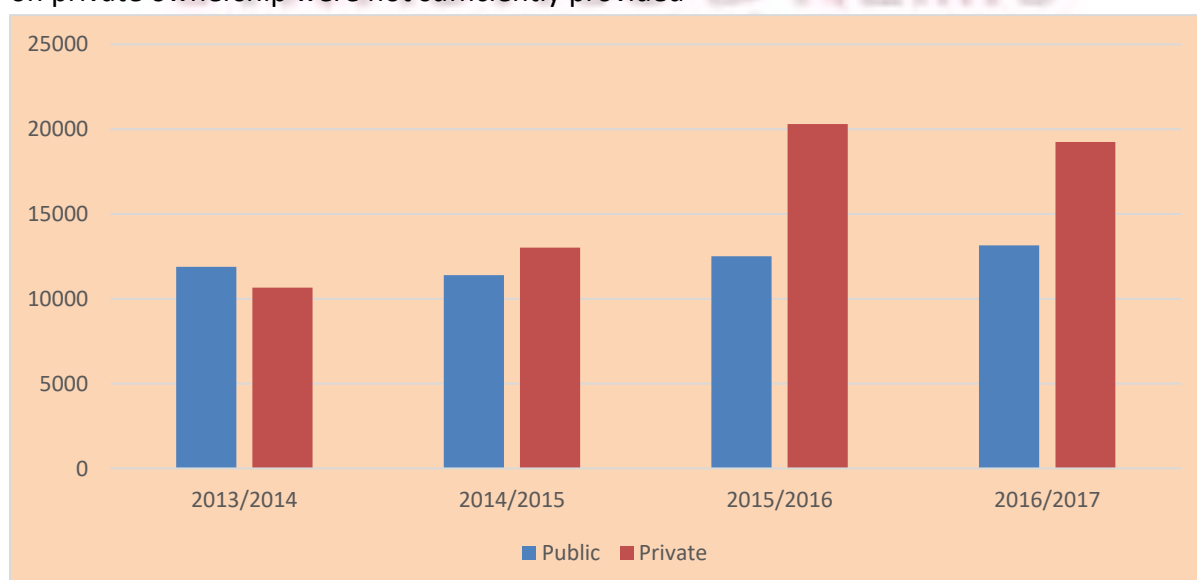


Fig 3.1: Total Number of Public and Private Junior Secondary Schools: 2013/2014- 2016/2017

Table 3.2 Public and Private Junior Secondary School Enrolment by Gender: 2013/2014 -2016/2017

Academic Year	JSS 1		JSS 2		JSS 3		Total		Total
	M	F	M	F	M	F	M	F	M+F
2013/2014	1146044	1000501	1112942	975287	1052484	915836	3311470	2891624	6203094
2014/2015	1139849	1021844	1096002	984251	1024258	914087	3260109	2920182	6180291
2015/2016	1105711	986744	1034979	919675	952856	839022	3093546	2745441	5838987
2016/2017	1185054	1077907	1138455	1027964	1038834	926115	3362344	3031986	6394330



Fig 3.2: Public and Private Junior Secondary School Enrolment by Gender: 2013/2014 -2016/2017

Table 3.3: Public and Private Junior Secondary School Enrolment by State, Class and Gender: 2016/2017

State	No. of Schools	JSS 1		JSS 2		JSS 3		Total		Total
		M	F	M	F	M	F	M	F	M+F
Abia	2460	28920	34333	25154	27204	21534	24087	75608	85624	161232
Adamawa	586	26203	23596	23377	19679	19991	17247	69571	60522	130093
Akwa Ibom	738	37741	40669	37107	40120	33915	37198	108763	117987	226750
Anambra	813	26041	26817	25519	27340	24298	27848	75858	82005	157863
Bauchi	898	40411	31434	39627	30449	34836	26680	114874	88563	203437
Bayelsa	375	8704	8511	8462	8138	7858	7793	25024	24442	49466
Benue	2373	37619	33965	34597	31034	29275	24697	101491	89696	191187
Borno	364	22246	18975	22841	18957	21151	17086	66238	55018	121256
Cross River	380	12736	13605	12904	13403	12012	11484	37652	38492	76144
Delta	635	22310	21689	21343	21701	19120	18913	62773	62303	125076
Ebonyi	347	13801	15246	13460	14945	13248	14571	40509	44762	85271
Edo	565	18242	20295	18195	20078	17779	18272	54216	58645	112861
Ekiti	862	10409	10199	9904	10286	8760	9119	29073	29604	58677
Enugu	664	19723	22747	19146	23028	18347	22470	57216	68245	125461
FCT	501	26056	27588	25947	27909	23063	24262	75066	79759	154825
Gombe	494	19607	15063	19467	14943	16349	12819	55423	42825	98248
Imo	301	58659	60408	63940	61617	76972	60924	199571	182949	382520
Jigawa	575	36799	27228	29721	21997	26029	18130	92549	67355	159904
Kaduna	1049	76793	62649	68801	56816	48001	40274	193595	159739	353334
Kano	1551	83534	75508	76174	65257	69605	56917	229313	197682	426995
Katsina	395	66526	49466	55627	43101	48777	37080	170930	129647	300577
Kebbi	343	31930	16991	30680	16603	30249	14661	92859	48255	141114
Kogi	802	15980	16003	16155	15756	14753	13920	46888	45679	92567
Kwara	1638	37874	37092	39380	37822	38372	36226	115627	111140	226767
Lagos	3711	94178	97421	85273	88220	71756	76448	251207	262089	513296
Nasarawa	461	15099	12116	16706	14101	18926	14250	50731	40467	91198
Niger	930	44725	33773	44612	32374	40896	29896	130233	96043	226276
Ogun	1676	50722	50163	49906	50052	47840	49196	148468	149411	297879
Ondo	772	18343	18520	18315	19103	17136	17776	53794	55399	109193
Osun	439	19676	18967	18729	18251	18717	18395	57122	55613	112735
Oyo	1473	46646	46612	49570	49864	47341	48766	143557	145242	288799
Plateau	1093	16343	15149	16234	15126	15566	13992	48143	44267	92410
Rivers	1142	18598	20120	19134	21112	19134	21675	56866	62907	119773
Sokoto	286	26468	15513	23547	14613	20019	11812	70034	41938	111972
Taraba	589	18076	14165	17098	13594	14701	11470	49875	39229	89104
Yobe	160	14745	11647	21339	11625	12929	8438	49013	31710	80723
Zamfara	270	22571	13664	20464	11746	19579	11323	62614	36733	99347
National	32413	1185054	1077907	1138455	1027964	1038834	926115	3362344	3031986	6394330

Table 3.4: Public Junior Secondary School Enrolment by State, Class and Gender: 2016/2017

State	No. of Schools	JSS 1		JSS 2		JSS 3		Total		Total
		M	F	M	F	M	F	M	F	M+F
Abia	270	3048	3909	2840	3944	2388	3179	8276	11032	19308
Adamawa	483	24669	22134	22038	18362	18800	16209	65507	56705	122212
Akwa Ibom	250	33943	36721	33482	36143	30364	33318	97789	106182	203971
Anambra	257	12244	12810	13570	14215	12538	14513	38352	41538	79890
Bauchi	646	34219	25059	34299	24478	29999	21057	98517	70594	169111
Bayelsa	187	7362	7005	7301	6891	6841	6669	21504	20565	42069
Benue	1199	28557	25733	26311	23223	21604	17635	76472	66591	143063
Borno	325	21215	18083	21792	17812	20352	16292	63359	52187	115546
Cross River	261	10586	11262	10933	11302	10074	9469	31593	32033	63626
Delta	332	18000	17041	17428	17592	15291	14920	50719	49553	100272
Ebonyi	198	9716	10883	9811	11190	9725	10792	29252	32865	62117
Edo	246	12758	14843	13159	15094	12908	13521	38825	43458	82283
Ekiti	184	8384	8357	8141	8336	7146	7445	23671	24138	47809
Enugu	292	12628	15080	12598	15733	12590	15793	37816	46606	84422
FCT	161	21495	22834	21818	23452	19260	20123	62573	66409	128982
Gombe	292	15471	11410	15766	11524	13072	9958	44309	32892	77201
Imo	269	58189	59889	63441	61103	76603	60499	198233	181491	379724
Jigawa	538	36241	26727	29111	21450	25631	17705	90983	65882	156865
Kaduna	411	66914	53136	60733	48891	40257	32612	167904	134639	302543
Kano	966	72532	62351	66986	54044	61454	46758	200972	163153	364125
Katsina	249	60312	44165	50354	38737	44506	33616	155172	116518	271690
Kebbi	256	30010	15202	28904	15124	28773	13479	87687	43805	131492
Kogi	504	11381	11233	12222	11434	11282	10269	34885	32936	67821
Kwara	435	19235	18838	20000	19209	19488	18398	58724	56445	115169
Lagos	348	66287	68409	57540	59055	44358	47288	168185	174752	342937
Nasarawa	326	12654	9800	14666	12012	17193	12562	44513	34374	78887
Niger	460	38397	27831	39335	27425	36710	25987	114442	81243	195685
Ogun	308	37990	36958	36659	36351	32566	33774	107215	107083	214298
Ondo	304	16300	16553	16315	17294	15186	15885	47801	49732	97533
Osun	314	17842	17209	17303	16713	17365	16963	52510	50885	103395
Oyo	557	34540	33897	38583	38605	36760	37395	109883	109897	219780
Plateau	308	9869	8924	10336	9244	9964	8636	30169	26804	56973
Rivers	252	13516	14877	14401	16134	14565	17010	42482	48021	90503
Sokoto	222	25074	14149	22251	13411	18915	10815	66240	38375	104615
Taraba	245	10914	7821	10858	8191	9531	7069	31303	23081	54384
Yobe	121	13783	10330	20541	10564	12255	7557	46579	28451	75030
Zamfara	181	20199	11386	18647	9987	18310	10019	57156	31392	88548
National	13157	946474	832849	920473	804269	834624	715189	2701572	2352307	5053879

Table 3.5: Private Junior Secondary School Enrolment by State, Class and Gender: 2016/2017

State	No. of Schools	JSS 1		JSS 2		JSS 3		Total		Total
		M	F	M	F	M	F	M	F	M+F
Abia	2190	25872	30424	22314	23260	19146	20908	67332	74592	141924
Adamawa*	103	1534	1462	1339	1317	1191	1038	4064	3817	7881
Akwa Ibom	488	3798	3948	3625	3977	3551	3880	10974	11805	22779
Anambra	556	13797	14007	11949	13125	11760	13335	37506	40467	77973
Bauchi	252	6192	6375	5328	5971	4837	5623	16357	17969	34326
Bayelsa	188	1342	1506	1161	1247	1017	1124	3520	3877	7397
Benue	1174	9062	8232	8286	7811	7671	7062	25019	23105	48124
Borno*	39	1031	892	1049	1145	799	794	2879	2831	5710
Cross River	119	2150	2343	1971	2101	1938	2015	6059	6459	12518
Delta	303	4310	4648	3915	4109	3829	3993	12054	12750	24804
Ebonyi	149	4085	4363	3649	3755	3523	3779	11257	11897	23154
Edo	319	5484	5452	5036	4984	4871	4751	15391	15187	30578
Ekiti	678	2025	1842	1763	1950	1614	1674	5402	5466	10868
Enugu	372	7095	7667	6548	7295	5757	6677	19400	21639	41039
FCT	340	4561	4754	4129	4457	3803	4139	12493	13350	25843
Gombe	202	4136	3653	3701	3419	3277	2861	11114	9933	21047
Imo*	32	470	519	499	514	369	425	1338	1458	2796
Jigawa	37	558	501	610	547	398	425	1566	1473	3039
Kaduna	638	9879	9513	8068	7925	7744	7662	25691	25100	50791
Kano	585	11002	13157	9188	11213	8151	10159	28341	34529	62870
Katsina	146	6214	5301	5273	4364	4271	3464	15758	13129	28887
Kebbi	87	1920	1789	1776	1479	1476	1182	5172	4450	9622
Kogi	298	4599	4770	3933	4322	3471	3651	12003	12743	24746
Kwara	1203	18639	18254	19380	18613	18884	17828	56903	54695	111598
Lagos	3363	27891	29012	27733	29165	27398	29160	83022	87337	170359
Nasarawa	135	2445	2316	2040	2089	1733	1688	6218	6093	12311
Niger	470	6328	5942	5277	4949	4186	3909	15791	14800	30591
Ogun	1368	12732	13205	13247	13701	15274	15422	41253	42328	83581
Ondo	468	2043	1967	2000	1809	1950	1891	5993	5667	11660
Osun*	125	1834	1758	1426	1538	1352	1432	4612	4728	9340
Oyo	916	12106	12715	10987	11259	10581	11371	33674	35345	69019
Plateau	785	6474	6225	5898	5882	5602	5356	17974	17463	35437
Rivers	890	5082	5243	4733	4978	4569	4665	14384	14886	29270
Sokoto	64	1394	1364	1296	1202	1104	997	3794	3563	7357
Taraba	344	7162	6344	6240	5403	5170	4401	18572	16148	34720
Yobe*	39	962	1317	798	1061	674	881	2434	3259	5693
Zamfara	89	2372	2278	1817	1759	1269	1304	5458	5341	10799
National	19256	238580	245058	217982	223695	204210	210926	660772	679679	1340451

Note * 2015/2016 data was used

Table 3.6: Public and Private Junior Secondary School Enrolment by State and Gender: 2016/2017

State	Public			PRIVATE		
	M	F	M+F	M	F	M+F
Abia	8276	11032	19308	67332	74592	141924
Adamawa	65507	56705	122212	4064	3817	7881
Akwa Ibom	97789	106182	203971	10974	11805	22779
Anambra	38352	41538	79890	37506	40467	77973
Bauchi	98517	70594	169111	16357	17969	34326
Bayelsa	21504	20565	42069	3520	3877	7397
Benue	76472	66591	143063	25019	23105	48124
Borno	63359	52187	115546	2879	2831	5710
Cross River	31593	32033	63626	6059	6459	12518
Delta	50719	49553	100272	12054	12750	24804
Ebonyi	29252	32865	62117	11257	11897	23154
Edo	38825	43458	82283	15391	15187	30578
Ekiti	23671	24138	47809	5402	5466	10868
Enugu	37816	46606	84422	19400	21639	41039
FCT	62573	66409	128982	12493	13350	25843
Gombe	44309	32892	77201	11114	9933	21047
Imo	198233	181491	379724	1338	1458	2796
Jigawa	90983	65882	156865	1566	1473	3039
Kaduna	167904	134639	302543	25691	25100	50791
Kano	200972	163153	364125	28341	34529	62870
Katsina	155172	116518	271690	15758	13129	28887
Kebbi	87687	43805	131492	5172	4450	9622
Kogi	34885	32936	67821	12003	12743	24746
Kwara	58724	56445	115169	56903	54695	111598
Lagos	168185	174752	342937	83022	87337	170359
Nasarawa	44513	34374	78887	6218	6093	12311
Niger	114442	81243	195685	15791	14800	30591
Ogun	107215	107083	214298	41253	42328	83581
Ondo	47801	49732	97533	5993	5667	11660
Osun	52510	50885	103395	4612	4728	9340
Oyo	109883	109897	219780	33674	35345	69019
Plateau	30169	26804	56973	17974	17463	35437
Rivers	42482	48021	90503	14384	14886	29270
Sokoto	66240	38375	104615	3794	3563	7357
Taraba	31303	23081	54384	18572	16148	34720
Yobe	46579	28451	75030	2434	3259	5693
Zamfara	57156	31392	88548	5458	5341	10799
National	2701572	2352307	5053879	660772	679679	1340451

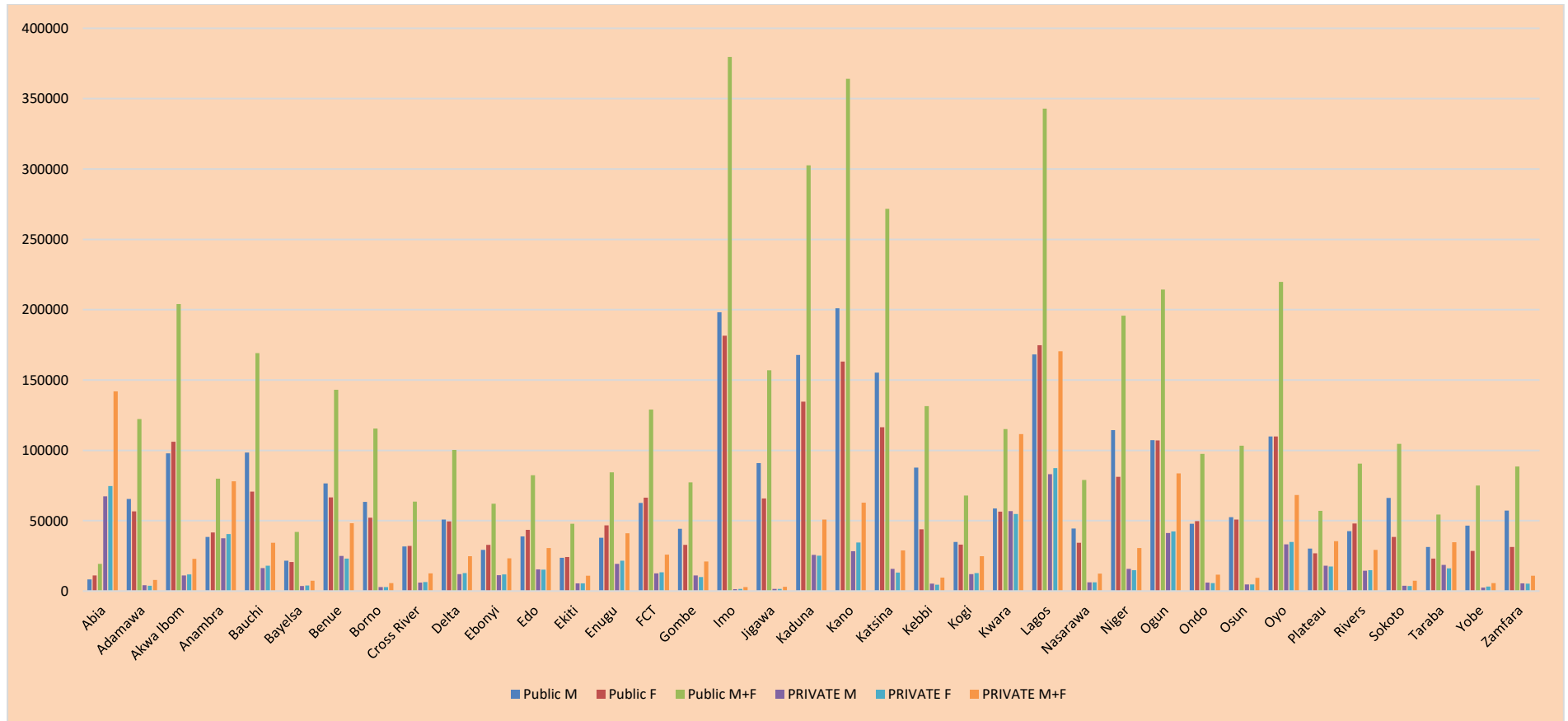


Figure 3.3: Public and Private Junior Secondary School Enrolment by State and Gender: 2016/2017

STATISTICS & NEMIS

Table 3.7: Public and Private Junior Secondary School Enrolment by State and Gender: 2016/2017

STATES	Public				Private				Total		
	Number of Schools	Pupils	Girls	% girls	Number of Schools	Pupils	Girls	% girls	Pupils	girls	% girls
Abia	270	19308	11032	57%	2190	141924	74592	53%	161232	85624	53%
Adamawa	483	122212	56705	46%	103	7881	3817	48%	130093	60522	47%
Akwa Ibom	250	203971	106182	52%	488	22779	11805	52%	226750	117987	52%
Anambra	257	79890	41538	52%	556	77973	40467	52%	157863	82005	52%
Bauchi	646	169111	70594	42%	252	34326	17969	52%	203437	88563	44%
Bayelsa	187	42069	20565	49%	188	7397	3877	52%	49466	24442	49%
Benue	1199	143063	66591	47%	1174	48124	23105	48%	191187	89696	47%
Borno	325	115546	52187	45%	39	5710	2831	50%	121256	55018	45%
Cross River	261	63626	32033	50%	119	12518	6459	52%	76144	38492	51%
Delta	332	100272	49553	49%	303	24804	12750	51%	125076	62303	50%
Ebonyi	198	62117	32865	53%	149	23154	11897	51%	85271	44762	52%
Edo	246	82283	43458	53%	319	30578	15187	50%	112861	58645	52%
Ekiti	184	47809	24138	50%	678	10868	5466	50%	58677	29604	50%
Enugu	292	84422	46606	55%	372	41039	21639	53%	125461	68245	54%
FCT	161	128982	66409	51%	340	25843	13350	52%	154825	79759	52%
Gombe	292	77201	32892	43%	202	21047	9933	47%	98248	42825	44%
Imo	269	379724	181491	48%	32	2796	1458	52%	382520	182949	48%
Jigawa	538	156865	65882	42%	37	3039	1473	48%	159904	67355	42%
Kaduna	411	302543	134639	45%	638	50791	25100	49%	353334	159739	45%
Kano	966	364125	163153	45%	585	62870	34529	55%	426995	197682	46%
Katsina	249	271690	116518	43%	146	28887	13129	45%	300577	129647	43%
Kebbi	256	131492	43805	33%	87	9622	4450	46%	141114	48255	34%
Kogi	504	67821	32936	49%	298	24746	12743	51%	92567	45679	49%
Kwara	435	115169	56445	49%	1203	111598	54695	49%	226767	111140	49%
Lagos	348	342937	174752	51%	3363	170359	87337	51%	513296	262089	51%
Nasarawa	326	78887	34374	44%	135	12311	6093	49%	91198	40467	44%
Niger	460	195685	81243	42%	470	30591	14800	48%	226276	96043	42%
Ogun	308	214298	107083	50%	1368	83581	42328	51%	297879	149411	50%
Ondo	304	97533	49732	51%	468	11660	5667	49%	109193	55399	51%
Osun	314	103395	50885	49%	125	9340	4728	51%	112735	55613	49%
Oyo	557	219780	109897	50%	916	69019	34911	51%	288799	144808	50%
Plateau	308	56973	26804	47%	785	35437	17463	49%	92410	44267	48%
Rivers	252	90503	48021	53%	890	29270	14886	51%	119773	62907	53%
Sokoto	222	104615	38375	37%	64	7357	3563	48%	111972	41938	37%
Taraba	245	54384	23081	42%	344	34720	16148	47%	89104	39229	44%
Yobe	121	75030	28451	38%	39	5693	3259	57%	80723	31710	39%
Zamfara	181	88548	31392	35%	89	10799	5341	49%	99347	36733	37%
National	13157	5053879	2352307	47%	19256	1340451	679245	51%	6394330	3031552	47%

Table 3.8: Public and Private Junior Secondary School Enrolment by Geo-Political Zones and Gender: 2016/2017

Zone	M	F	M+F
North Central	568179	507051	1075230
North East	404994	317867	722861
North West	911894	681349	1593243
South East	448762	463585	912347
South South	345294	364776	710070
South West	683221	697358	1380579

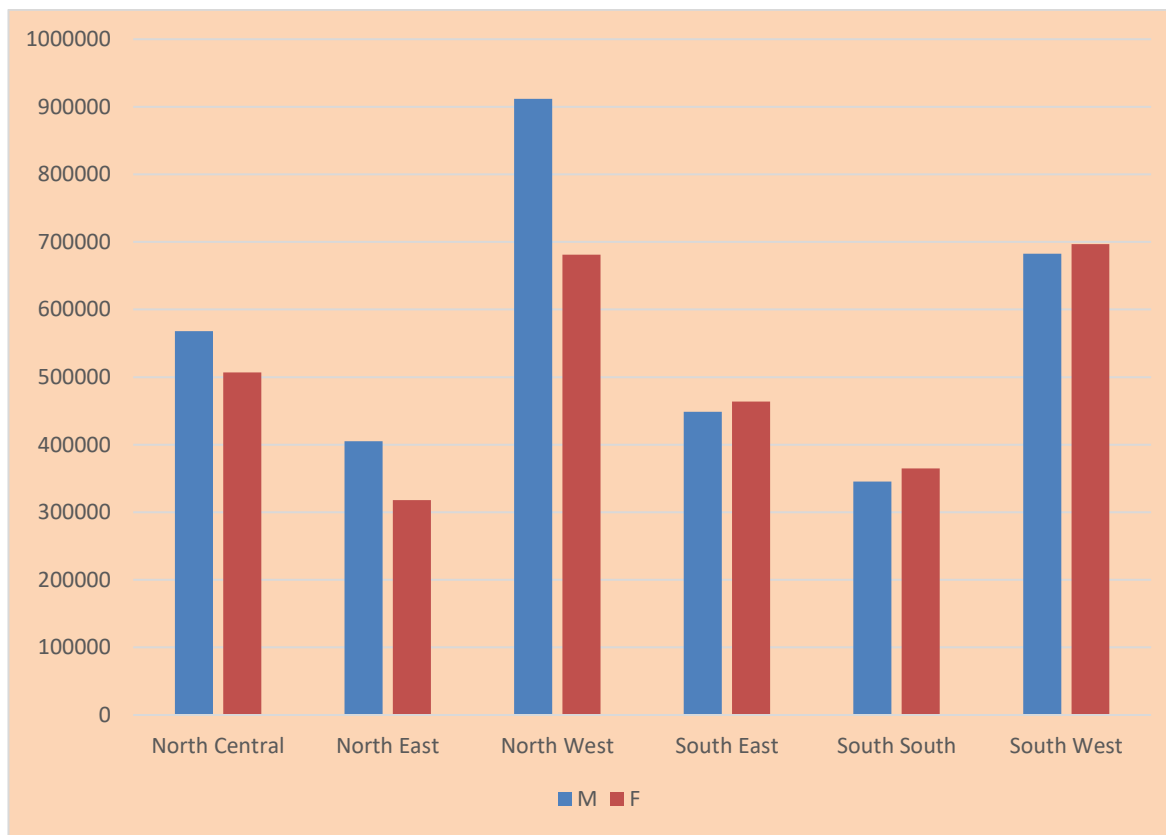


Figure 3.4: Student Enrolment by Geo-Political Zones and Gender: 2016/2017

Table 3.9: Key Composition of Geo-political zones

Zone	States
North central states	Niger, kwara, kogi, plateau, Nasarawa, Benue, Fct.
North East	Borno, Adamawa, Taraba, Yobe, Bauchi, Gombe
North West	Sokoto, Kebbi, Zamfara, Kastina, Kadunna, Kano, Jigawa
South East	Anambra, Imo, Ebonyi, Abia, Enugu
South – South	Edo, Delta, Rivers, Cross River, Bayelsa, Akwa ibom
South West	Lagos, Oyo, Ogun, Ekiti, Osun, Ondo.

Teacher Statistics in Junior Secondary Schools

Table 3.10: National Summary of Public and Private Junior Secondary School Teachers by Gender: 2012/2013 - 2016/2017

Year	Public		Private		Total		
	M	F	M	F	M	F	M+F
2012/2013	92563	88083	51686	57291	144249	145374	289623
2013/2014	88816	77814	74727	87402	163543	165216	328759
2015/2016	83442	66197	69181	73260	152,623	139,457	292,080
2016/2017	109410	90362	92317	83583	201727	173945	375673

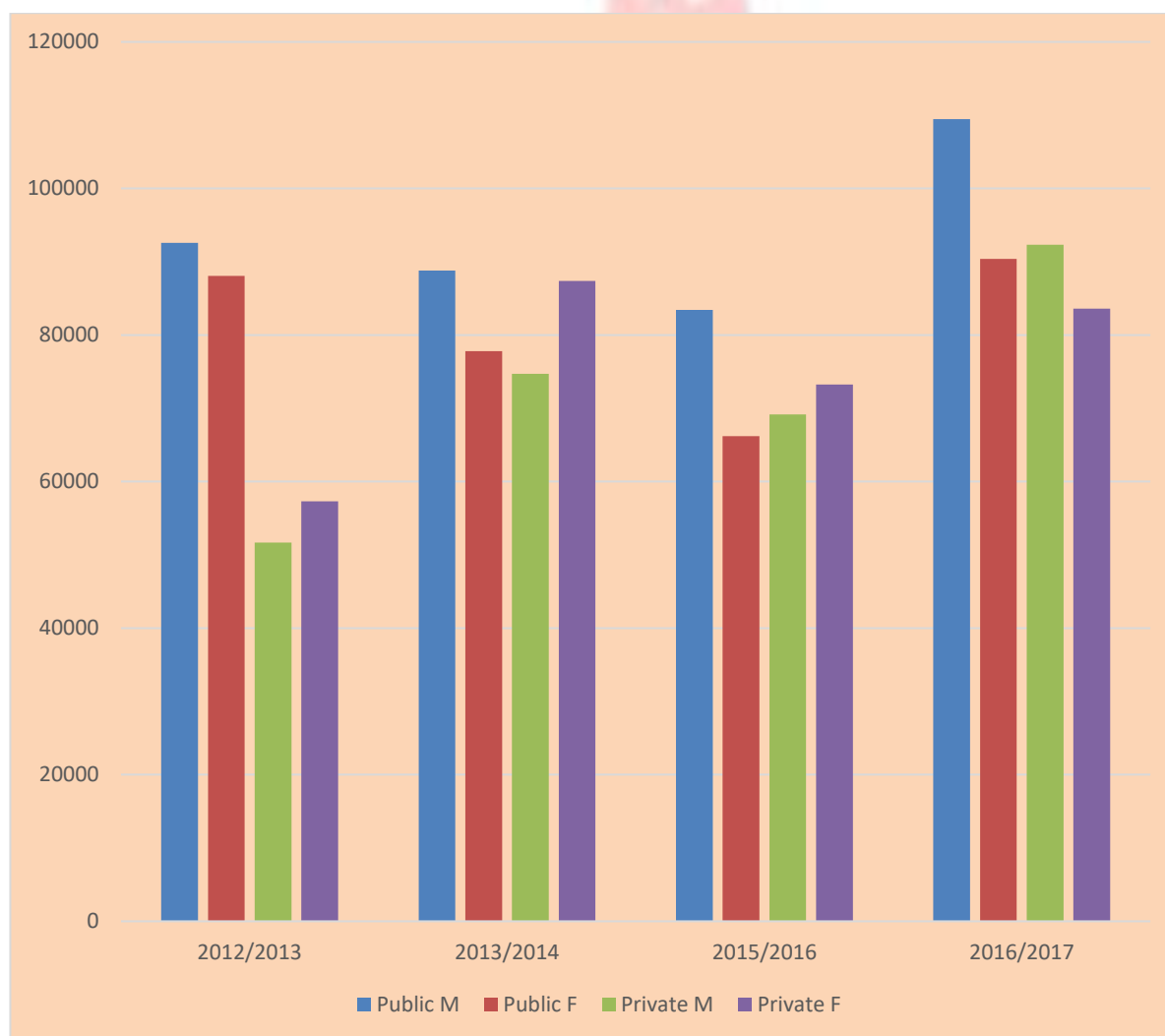


Figure 3.5: National Summary of Public and Private Junior Secondary School Teachers by Gender: 2012/2013 - 2016/2017

Table 3.11 Summary of Public Junior Secondary Schools Teachers by Gender: 2013/2014-- 2016/2017

YEAR	all Teachers			Qualified Teachers			% Qualified		
	M	F	M+F	M	F	M+F	M	F	M+F
2013/2014	88816	77814	166630	62938	62254	125192	37.77	37.36	75.13
2014/2015	71519	73889	145408	54906	59515	114421	37.76	40.93	78.69
2015/2016	83442	66197	149639	71628	58092	129720	47.87	38.82	86.69
2016/2017	201727	173945	375672	99888	85585	185473	26.59	22.78	49.37



Figure 3.6: Summary of Public Junior Secondary Schools Teachers by Gender: 2013/2014-- 2016/2017

Table 3.12: Number of Public Junior Secondary School Teachers by State and Gender: 2016/2017

State	All Teachers				Qualified Teachers				
	M	F	MF	%F	M	F	MF	%qualified	%female
Abia	468	1473	1941	76%	468	1473	1941	100%	76%
Adamawa	12451	8294	20745	40%	7717	5680	13397	65%	42%
Akwa Ibom	1550	977	2527	39%	1550	977	2527	100%	39%
Anambra	1004	5349	6353	84%	910	4932	5842	92%	84%
Bauchi	6961	2101	9062	23%	6336	1911	8247	91%	23%
Bayelsa	2059	1687	3746	45%	1532	1336	2868	77%	47%
Benue	8277	2968	11245	26%	7988	2901	10889	97%	27%
Borno*	2000	1005	3005	33%	1795	933	2728	91%	34%
Cross River	2278	1449	3727	39%	450	313	763	20%	41%
Delta	2149	3882	6031	64%	648	1243	1891	31%	66%
Ebonyi	1375	1009	2384	42%	1310	961	2271	95%	42%
Edo	479	864	1343	64%	170	325	495	37%	66%
Ekiti*	3829	4295	8124	53%	2987	3678	6665	82%	55%
Enugu	1051	4045	5096	79%	883	3766	4649	91%	81%
FCT	2293	3134	5427	58%	2176	3063	5239	97%	58%
Gombe	2418	797	3215	25%	2006	696	2702	84%	26%
Imo	734	1447	2181	66%	92	205	297	14%	69%
Jigawa	4161	398	4559	9%	3409	314	3723	82%	8%
Kaduna	3424	2093	5517	38%	3136	1913	5049	92%	38%
Kano	6747	1846	8593	21%	5288	1365	6653	77%	21%
Katsina	3158	839	3997	21%	2560	665	3225	81%	21%
Kebbi	1928	669	2597	26%	1437	519	1956	75%	27%
Kogi	2640	2085	4725	44%	2423	1920	4343	92%	44%
Kwara	3401	4754	8156	58%	3145	4584	7729	95%	59%
Lagos	2947	6782	9729	70%	2709	6397	9106	94%	70%
Nasarawa	2814	1126	3940	29%	1752	733	2485	63%	29%
Niger	2658	1512	4170	36%	2356	1423	3779	91%	38%
Ogun	3383	4750	8133	58%	1136	1624	2760	34%	59%
Ondo	4004	3220	7224	45%	1375	1109	2484	34%	45%
Osun	1556	2515	4071	62%	1556	2515	4071	100%	62%
Oyo	3092	5659	8751	65%	2867	5311	8178	93%	65%
Plateau	2366	813	3179	26%	1392	535	1927	61%	28%
Rivers	3252	4207	7459	56%	497	680	1177	16%	58%
Sokoto	2788	988	3776	26%	2416	911	3327	88%	27%
Taraba	918	251	1169	21%	809	216	1025	88%	21%
Yobe*	1103	285	1388	21%	967	227	1194	86%	19%
Zamfara	1694	794	2488	32%	1474	755	2229	90%	34%
National	109410	90362	199772	45%	81722	68109	149831	75%	45%

Note*: 2015/2016 were imported

Table 3.13: Public Junior Secondary School Student-Teacher Ratio by State: 2016/2017

State	Enrolment (M+F)	All Teachers (M+F)	Public Teacher-Ratio	Qualified Teachers	Public Qualified Teacher- Ratio
Abia	19,308	1,941	10	1,941	10
Adamawa	122,212	20,745	6	13,397	9
Akwa Ibom	203,971	2,527	81	2,527	81
Anambra	79,890	6,353	13	5,842	14
Bauchi	169,111	9,062	19	8,247	21
Bayelsa	42,069	3,746	11	2,868	15
Benue	143,063	11,245	13	10,889	13
Borno	115,546	3,005	38	2,728	42
Cross River	63,626	3,727	17	763	83
Delta	100,272	6,031	17	1,891	53
Ebonyi	62,117	2,384	26	2,271	27
Edo	82,283	1,343	61	495	166
Ekiti	47,809	8,124	6	6,665	7
Enugu	84,422	5,096	17	4,649	18
FCT	128,982	5,427	24	5,239	25
Gombe	77,201	3,215	24	2,702	29
Imo	379,724	2,181	174	297	1279
Jigawa	156,865	4,559	34	3,723	42
Kaduna	302,543	5,517	55	5,049	60
Kano	364,125	8,593	42	6,653	55
Katsina	271,690	3,997	68	3,225	84
Kebbi	131,492	2,597	51	1,956	67
Kogi	67,821	4,725	14	4,343	16
Kwara	115,169	8,156	14	7,729	15
Lagos	342,937	9,729	35	9,106	38
Nasarawa	78,887	3,940	20	2,485	32
Niger	195,685	4,170	47	3,779	52
Ogun	214,298	8,133	26	2,760	78
Ondo	97,533	7,224	14	2,484	39
Osun	103,395	4,071	25	4,071	25
Oyo	219,780	8,751	25	8,178	27
Plateau	56,973	3,179	18	1,927	30
Rivers	90,503	7,459	12	1,177	77
Sokoto	104,615	3,776	28	3,327	31
Taraba	54,384	1,169	47	1,025	53
Yobe	75,030	1,388	54	1,194	63
Zamfara	88,548	2,488	36	2,229	40
National	5,053,879	199,772	25	149,831	34

Table 3.14: Public Junior Secondary School Enrolment of Special Needs Children: 2016/2017

Type of Disability	JSS 1	JSS 2	JSS 3	Total
Blind /Visually Impaired	1463	928	1298	3689
Physically Challenged	2207	2178	1825	6210
Hearing / Speech Impaired	2279	2568	2516	7363
Mentally Challenged	420	349	319	1088
Total	6369	6023	5958	18350

Table 3.12: Junior Secondary Education Key Indicators: 2016/2017

States	Gross Enrolment Rate (GER)		Gender Parity Index (GPI)	Net Enrolment Rate (NER)			Pupil Teachers Ratio (PTR)		Completion Rate	
	M	F		M	F	M+F	M	F	M	F
Abia	47.63	52.94	1.11	3.74	31.82	35.56	72.7	38.9	40.86	44.88
Adamawa	55.06	44.83	0.81	0.00	0.00	0.00	5.2	6.8	47.65	38.50
Akwa Ibom	101.37	102.34	1.01	8.30	98.86	107.17	45.9	39.4	95.21	97.22
Anambra	102.16	101.34	0.99	37.71	32.78	70.49	30.1	12.0	98.56	103.70
Bauchi	86.73	65.24	0.75	70.58	52.24	122.82	7.5	15.5	79.22	59.22
Bayelsa	21.80	20.88	0.96	6.41	6.30	12.71	9.6	11.1	20.62	20.06
Benue	198.71	173.01	0.87	17.26	123.29	140.55	8.5	20.5	172.64	143.55
Borno	30.38	25.18	0.83	0.00	0.00	0.00	26.3	44.1	29.22	23.57
Cross River	72.01	71.08	0.99	0.00	0.00	0.00	10.9	17.5	69.20	63.90
Delta	69.71	67.79	0.97	0.00	0.00	0.00	13.8	9.9	63.95	62.02
Ebonyi	36.89	37.87	1.03	30.72	30.71	61.43	10.7	11.7	36.34	37.15
Edo	44.34	45.02	1.02	0.00	0.00	0.00	16.1	17.0	43.79	42.27
Ekiti	19.83	19.49	0.98	0.00	0.00	0.00	6.4	5.7	18.00	18.09
Enugu	75.63	85.46	1.13	33.58	34.75	68.34	10.0	3.2	73.05	84.79
FCT	44.18	44.14	1.00	13.30	13.16	26.46	11.4	12.3	40.88	40.46
Gombe	28.86	22.48	0.78	23.21	17.92	41.12	NA	NA	25.64	20.28
Imo	228.73	193.54	0.85	0.00	0.00	0.00	211.6	111.1	265.72	194.21
Jigawa	86.81	64.65	0.74	19.92	57.65	77.57	21.9	157.0	73.54	52.44
Kaduna	92.00	75.18	0.82	65.75	53.54	119.29	15.3	12.8	68.71	57.12
Kano	85.96	70.74	0.82	65.74	55.80	121.53	NA	NA	78.59	61.38
Katsina	40.41	29.72	0.74	31.34	23.65	54.99	NA	NA	34.73	25.61
Kebbi	32.70	17.16	0.52	24.80	13.00	37.80	NA	NA	32.09	15.71
Kogi	25.87	24.33	0.94	0.00	0.00	0.00	3.1	10.9	24.51	22.34
Kwara	81.00	77.02	0.95	0.00	0.00	0.00	12.3	8.1	80.96	75.65
Lagos	382.40	380.78	1.00	246.88	246.38	493.26	NA	NA	329.01	334.70
Nasarawa	53.01	41.66	0.79	0.00	0.00	0.00	11.2	19.5	59.57	44.21
Niger	159.15	113.51	0.71	119.96	82.88	202.84	NA	NA	150.54	106.47
Ogun	57.26	56.56	0.99	0.00	0.00	0.00	12.2	11.7	55.57	56.12
Ondo	44.17	42.74	0.97	0.00	0.00	0.00	9.9	12.5	42.38	41.33
Osun	54.75	50.28	0.92	0.00	0.00	0.00	NA	NA	54.04	50.12
Oyo	146.42	140.89	0.96	76.45	72.73	149.18	NA	NA	145.07	142.21
Plateau	26.46	23.54	0.89	0.00	0.00	0.00	7.4	15.0	25.77	22.42
Rivers	59.32	62.39	1.05	0.00	0.00	0.00	8.7	8.7	60.12	64.78
Sokoto	44.41	26.17	0.59	35.23	20.97	56.20	NA	NA	38.23	22.21
Taraba	46.38	37.41	0.81	0.00	0.00	0.00	6.2	9.5	41.18	32.96
Yobe	48.42	31.27	0.65	25.42	17.92	43.33	26.4	54.9	38.47	25.07
Zamfara	35.21	20.61	0.59	26.58	15.09	41.66	17.3	17.0	33.17	19.14
National	63.52	55.67	0.88	982.86	1101.46	2084.32	16.7	17.4	59.12	51.24

CHAPTER FOUR

SENIOR SECONDARY SCHOOL

4.0 Introduction

The Senior Secondary School (SSS) is the first option for graduates of the JSS who wish to pursue an academic programme. It prepares students for tertiary education. Graduates of the SSS who cannot secure admission into tertiary institutions (University, Polytechnic, Mono-Technics or Colleges of Education) may opt into the labour market or into one of the Technical colleges (an option which is still available in most States). While the typical SSS offers school subjects (Mathematics, English Language, Literature in English, Biology, Chemistry, Physics, Creative Arts, History, Geography, etc.) the Technical Colleges train in Crafts, Technical, Vocational and Business subjects.

Table 4.1 shows the trend of growing number of Senior Secondary Schools over the last four years. The graphical illustration is provided on Fig 4.1. It is important to note that statistics on private ownership were not sufficiently provided as at the time this report was made.

Table 4.2 presents enrolment figures in Public and Private Senior Secondary Schools by class and gender. The data has been further disarticulated in Table 4.3 to present the situation in Public and Private schools. Although at the national level, male enrolment in the public schools is consistently higher than that of females in all 4-years of the SSS, there is considerable variation at the State level. In Akwa Ibom, Anambra and Cross River States, the reverse is the case (see Table 4.4).

Table 4.4. presents enrolment figures in public and private SSS by State, Class and Gender. The data have been further disarticulated into tables 4.5 and 4.6 to give the situation in public and private schools.

Table 4.1: Total Number of Public and Private Senior Secondary Schools: 2013/2014 - 2016/2017

Year	Public	Private	Total
2013/2014	6,930	7,720	14,650
2014/2015	8,008	9,731	17,739
2015/2016	8,930	12,758	21,688
2016/2017	9,015	13,423	22,438

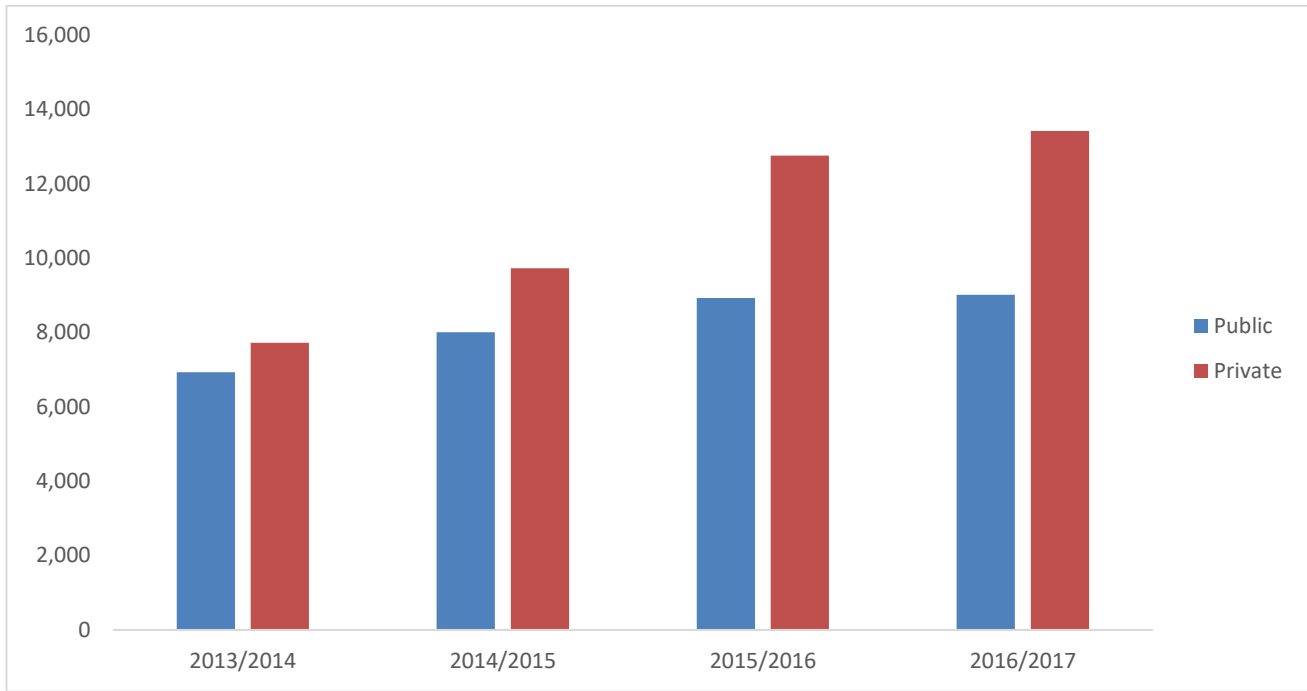


Figure 4.1: Total Number of Public and Private Senior Secondary Schools: 2013/2014- 2016/2017

Table 4.2 Public and Private Senior Secondary Schools Enrolment by Gender: 2013/2014 -2016/2017

Year	SSS 1		SSS 2		SSS 3		Total		
	M	F	M	F	M	F	M	F	M+F
2013/2014	817,348	707,709	788,177	663,797	715,658	599,800	2,321,183	1,971,306	4,292,489
2014/2015	937,172	830,591	882,098	768,910	821,065	695,903	2,640,335	2,295,404	4,935,739
2015/2016	853,435	754,119	853,285	709,294	710,472	594,704	2,417,192	2,058,117	4,475,309
2016/2017	833,549	750,384	792,784	699,579	676,196	570,855	2,302,529	2,020,818	4,323,347

FEDERAL MINISTRY OF EDUCATION

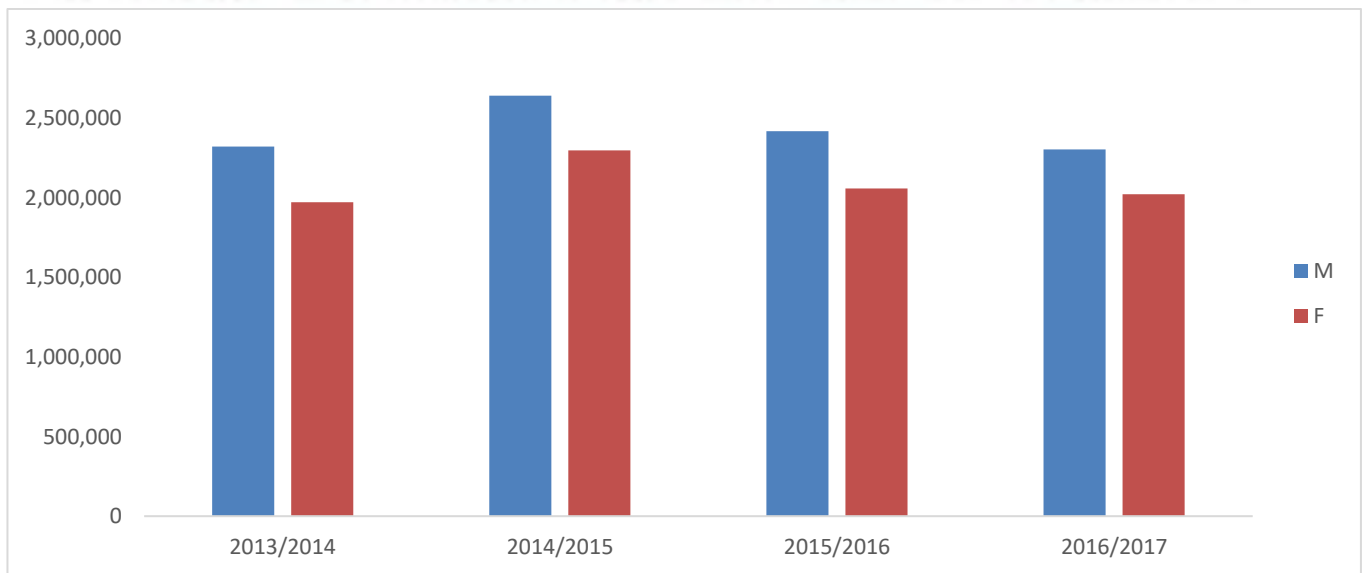


Figure 4.2: Public and Private Senior Secondary Schools Enrolment by Gender: 2013/2014 -2016/2017

Table 4.3: Public and Private Senior Secondary Schools Enrolment by Gender: 2013/2014 -2016/2017

Year	Public			Private			Public + Private
	M	F	MF	M	F	MF	MF
2013/2014	1,833,340	1,510,317	3,343,657	487,843	460,989	948,832	4,292,489
2014/2015	2,068,310	1,741,995	3,810,305	561,216	539,423	1,100,639	4,910,944
2015/2016	1,950,093	1,613,655	3,563,748	467,099	444,462	911,561	4,475,309
2016/2017	1,858,560	1,565,615	3,424,175	443,969	455,203	899,172	4,323,347

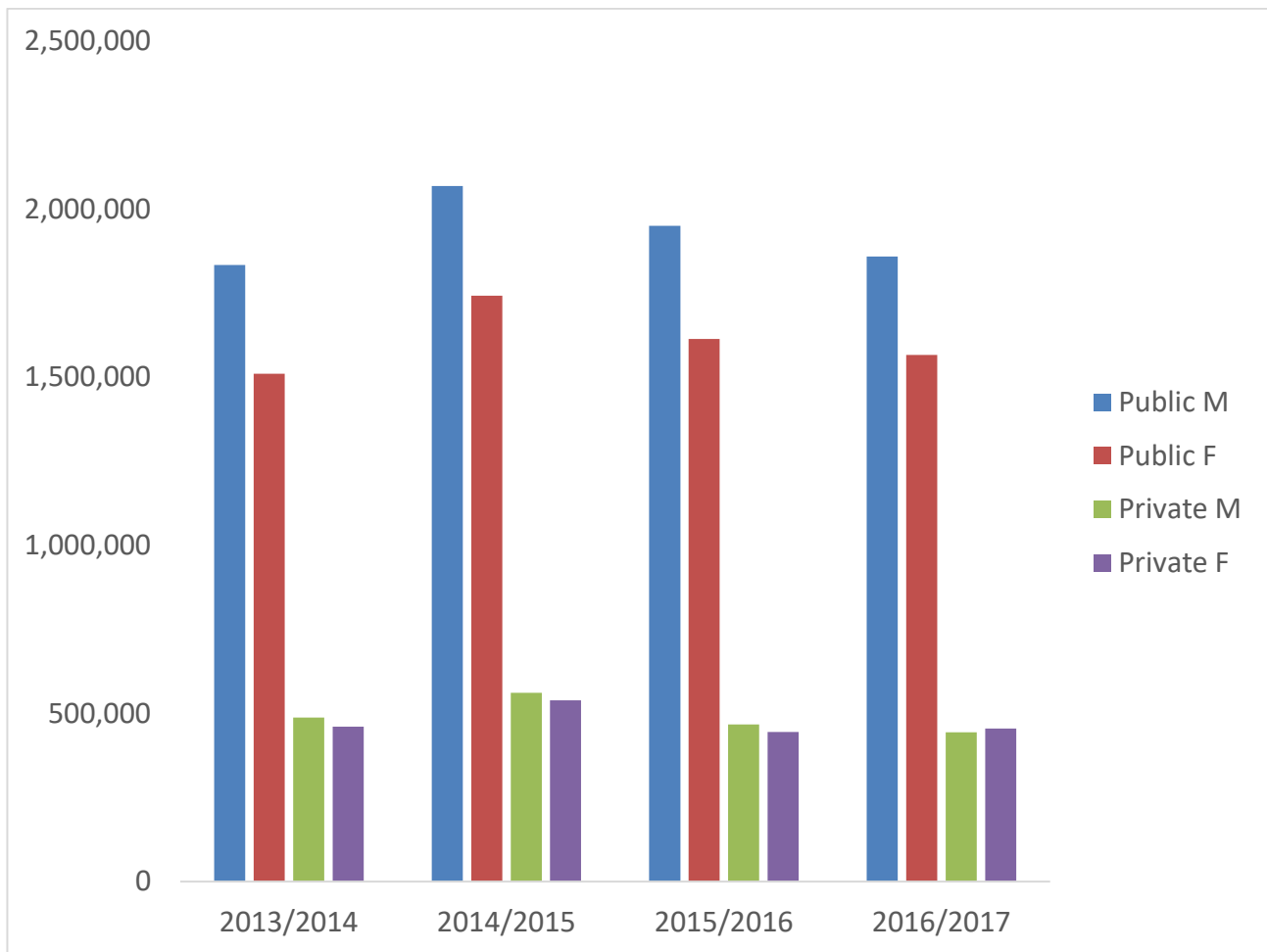


Figure 4.3: Public and Private Senior Secondary Schools Enrolment by Gender: 2013/2014 -2016/2017

Table 4.4: Public and Private Senior Secondary Schools Enrolment by State, Class and Gender: 2016/2017

State	No. of Schools	SSS 1		SSS 2		SSS 3		Total		
		M	F	M	F	M	F	M	F	M+F
Abia	1,328	9,299	10,624	8,359	8,951	7,119	8,279	24,777	27,854	52,631
Adamawa	394	13,742	10,912	18,091	13,093	13,713	10,994	45,546	34,999	80,545
Akwa Ibom	738	20,958	21,722	20,591	21,489	16,817	17,357	58,366	60,568	118,934
Anambra	813	9,600	11,204	9,464	11,557	7,322	9,665	26,386	32,426	58,812
Bauchi	405	27,035	19,171	27,179	17,651	25,416	15,349	79,630	52,171	131,801
Bayelsa	280	8,351	7,909	8,317	7,807	7,926	7,499	24,594	23,215	47,809
Benue	1,519	14,935	13,566	14,795	11,664	12,948	10,062	42,678	35,292	77,970
Borno*	110	14,497	11,355	14,369	9,677	10,860	7,778	39,726	28,810	68,536
Cross River	328	8,544	9,109	7,494	7,724	6,295	6,590	22,333	23,423	45,756
Delta	673	20,844	21,018	19,029	18,956	14,367	14,261	54,240	54,235	108,475
Ebonyi	338	11,186	12,870	11,072	12,929	9,590	10,610	31,848	36,409	68,257
Edo	569	16,542	18,023	14,243	16,286	13,752	14,020	44,537	48,329	92,866
Ekiti	865	8,380	8,265	8,709	8,998	8,090	7,743	25,179	25,006	50,185
Enugu	563	17,070	21,251	16,842	21,367	16,347	20,208	50,259	62,826	113,085
FCT	264	17,065	18,283	13,563	14,514	6,752	7,827	37,380	40,624	78,004
Gombe	255	15,066	10,757	15,156	10,625	13,796	8,939	44,018	30,321	74,339
Imo	458	58,162	63,107	58,956	62,528	57,222	59,625	174,340	185,260	359,600
Jigawa	164	22,513	13,001	22,292	12,321	17,856	10,107	62,661	35,429	98,090
Kaduna	778	36,843	32,435	33,736	27,110	25,318	20,757	95,897	80,302	176,199
Kano	954	55,816	42,347	50,095	37,013	44,882	31,422	150,793	110,782	261,575
Katsina	342	42,767	28,024	38,585	23,139	34,998	19,002	116,350	70,165	186,515
Kebbi	220	21,577	12,379	21,959	9,786	18,900	8,679	62,436	30,844	93,280
Kogi	561	11,231	11,382	10,597	9,966	10,015	9,507	31,843	30,855	62,698
Kwara	535	20,666	18,755	19,746	17,460	15,859	13,818	56,271	50,033	106,304
Lagos	2,899	72,947	74,553	63,534	68,565	46,229	49,722	182,710	192,840	375,550
Nasarawa	399	14,106	11,931	15,254	13,209	16,276	12,797	45,636	37,937	83,573
Niger	497	31,662	25,072	35,655	25,952	29,559	20,871	96,876	71,895	168,771
Ogun	1,172	46,412	45,400	43,164	43,189	37,063	38,862	126,639	127,451	254,090
Ondo	378	16,303	17,586	15,884	16,436	12,491	12,450	44,678	46,472	91,150
Osun	270	17,070	16,570	17,147	16,611	8,297	8,421	42,514	41,602	84,116
Oyo	1,253	48,796	50,056	36,598	37,354	21,677	23,933	107,071	111,343	218,414
Plateau	584	14,013	12,609	12,930	11,504	19,981	10,341	46,924	34,454	81,378
Rivers	583	15,546	16,707	14,782	16,163	15,503	15,930	45,831	48,800	94,631
Sokoto	153	16,997	8,685	18,997	9,821	18,594	8,498	54,588	27,004	81,592
Taraba	426	13,043	10,236	10,527	15,369	10,079	7,538	33,649	33,143	66,792
Yobe	135	6,839	3,836	7,601	4,730	6,450	3,685	20,890	12,251	33,141
Zamfara	235	17,126	9,674	17,472	8,065	17,837	7,709	52,435	25,448	77,883
National	22,438	833,549	750,384	792,784	699,579	676,196	570,855	2,302,529	2,020,818	4,323,347

Table 4.5: Public Senior Secondary Schools Enrolment by State, Class and Gender: 2016/2017

State	No. of Schools	SSS 1		SSS 2		SSS 3		Total		
		M	F	M	F	M	F	M	F	M+F
Abia	233	2,163	3,016	1,828	2,653	1,526	2,165	5,517	7,834	13,351
Adamawa*	298	12,753	10,028	17,246	12,291	13,067	10,415	43,066	32,734	75,800
Akwa Ibom	250	17,344	17,818	16,457	16,987	12,768	13,070	46,569	47,875	94,444
Anambra	257	8,506	10,196	8,330	10,549	6,209	8,510	23,045	29,255	52,300
Bauchi	190	21,597	13,212	22,464	12,378	20,741	10,393	64,802	35,983	100,785
Bayelsa	187	7,575	7,128	7,812	7,215	7,727	7,184	23,114	21,527	44,641
Benue	345	6,889	5,481	7,569	5,159	6,517	4,503	20,975	15,143	36,118
Borno*	84	13,582	10,446	13,276	8,683	10,144	7,177	37,002	26,306	63,308
Cross River	217	6,938	7,264	5,971	6,109	4,556	4,692	17,465	18,065	35,530
Delta	374	16,767	16,791	15,200	14,906	10,654	10,538	42,621	42,235	84,856
Ebonyi	205	7,864	9,248	7,923	9,410	6,502	7,389	22,289	26,047	48,336
Edo	257	11,966	13,342	10,175	11,942	9,276	9,409	31,417	34,693	66,110
Ekiti*	187	7,273	7,132	7,417	7,490	6,817	6,455	21,507	21,077	42,584
Enugu*	275	10,727	14,010	10,346	14,110	9,792	12,519	30,865	40,639	71,504
FCT	62	15,654	16,767	12,149	12,976	5,617	6,509	33,420	36,252	69,672
Gombe	106	10,518	7,099	10,707	7,021	9,928	5,594	31,153	19,714	50,867
Imo	265	57,776	62,702	58,617	62,154	56,892	59,246	173,285	184,102	357,387
Jigawa	153	22,338	12,791	22,113	12,149	17,741	9,965	62,192	34,905	97,097
Kaduna	316	29,052	24,466	26,991	20,679	19,675	15,254	75,718	60,399	136,117
Kano	558	48,179	33,339	44,448	30,057	40,395	25,661	133,022	89,057	222,079
Katsina	242	39,271	25,063	35,593	20,775	31,971	17,021	106,835	62,859	169,694
Kebbi	168	20,295	11,375	20,889	8,992	18,211	8,138	59,395	28,505	87,900
Kogi	274	7,694	7,620	7,453	6,511	7,178	6,496	22,325	20,627	42,952
Kwara	349	17,859	16,082	17,349	15,189	13,760	11,858	48,968	43,129	92,097
Lagos	322	47,627	48,180	38,608	41,982	21,828	24,696	108,063	114,858	222,921
Nasarawa	268	12,239	9,740	13,640	11,651	14,952	11,588	40,831	32,979	73,810
Niger	275	28,013	21,543	32,713	23,065	27,042	18,548	87,768	63,156	150,924
Ogun	304	32,596	31,775	28,632	27,762	21,574	22,070	82,802	81,607	164,409
Ondo	270	14,677	15,874	14,236	14,767	10,709	10,821	39,622	41,462	81,084
Osun	146	15,860	15,344	15,854	15,258	7,229	7,225	38,943	37,827	76,770
Oyo	563	38,975	39,858	26,737	27,216	13,200	14,713	78,912	81,787	160,699
Plateau	284	8,806	7,382	8,457	7,097	16,061	6,527	33,324	21,006	54,330
Rivers	209	11,553	12,426	11,195	12,175	12,275	12,336	35,023	36,937	71,960
Sokoto	111	16,026	7,704	18,149	9,038	18,040	7,891	52,215	24,633	76,848
Taraba	210	8,497	6,317	6,741	12,149	6,585	4,614	21,823	23,080	44,903
Yobe	48	5,096	2,276	5,342	2,175	4,453	1,580	14,891	6,031	20,922
Zamfara	153	15,047	7,810	15,996	6,748	16,733	6,732	7,776	21,290	69,066
National	9,015	675,592	588,645	644,623	547,468	538,345	429,502	1,858,560	1,565,615	3,424,175

Note: *=Data imported from 2015/2016

Table 4.6: Private Senior Secondary Schools Enrolment by State, Class and Gender: 2016/2017

State	No. of Schools	SSS 1		SSS 2		SSS 3		Total		
		M	F	M	F	M	F	M	F	M+F
Abia	1,095	7,136	7,608	6,531	6,298	5,593	6,114	19,260	20,020	39,280
Adamawa*	96	989	884	845	802	646	579	2,480	2,265	4,745
Akwa Ibom	488	3,614	3,904	4,134	4,502	4,049	4,287	11,797	12,693	24,490
Anambra	556	1,094	1,008	1,134	1,008	1,113	1,155	3,341	3,171	6,512
Bauchi	215	5,438	5,959	4,715	5,273	4,675	4,956	14,828	16,188	31,016
Bayelsa	93	776	781	505	592	199	315	1,480	1,688	3,168
Benue	1,174	8,046	8,085	7,226	6,505	6,431	5,559	21,703	20,149	41,852
Borno*	26	915	909	1,093	994	716	601	2,724	2,504	5,228
Cross River	111	1,606	1,845	1,523	1,615	1,739	1,898	4,868	5,358	10,226
Delta	299	4,077	4,227	3,829	4,050	3,713	3,723	11,619	12,000	23,619
Ebonyi	133	3,322	3,622	3,149	3,519	3,088	3,221	9,559	10,362	19,921
Edo	312	4,576	4,681	4,068	4,344	4,476	4,611	13,120	13,636	26,756
Ekiti	678	1,107	1,133	1,292	1,508	1,273	1,288	3,672	3,929	7,601
Enugu	288	6,343	7,241	6,496	7,257	6,555	7,689	19,394	22,187	41,581
FCT	202	1,411	1,516	1,414	1,538	1,135	1,318	3,960	4,372	8,332
Gombe	149	4,548	3,658	4,449	3,604	3,868	3,345	12,865	10,607	23,472
Imo*	193	386	405	339	374	330	379	1,055	1,158	2,213
Jigawa	11	175	210	179	172	115	142	469	524	993
Kaduna	462	7,791	7,969	6,745	6,431	5,643	5,503	20,179	19,903	40,082
Kano	396	7,637	9,008	5,647	6,956	4,487	5,761	17,771	21,725	39,496
Katsina	100	3,496	2,961	2,992	2,364	3,027	1,981	9,515	7,306	16,821
Kebbi	52	1,282	1,004	1,070	794	689	541	3,041	2,339	5,380
Kogi	287	3,537	3,762	3,144	3,455	2,837	3,011	9,518	10,228	19,746
Kwara	186	2,807	2,673	2,397	2,271	2,099	1,960	7,303	6,904	14,207
Lagos	2,577	25,320	26,373	24,926	26,583	24,401	25,026	74,647	77,982	152,629
Nasarawa	131	1,867	2,191	1,614	1,558	1,324	1,209	4,805	4,958	9,763
Niger	222	3,649	3,529	2,942	2,887	2,517	2,323	9,108	8,739	17,847
Ogun	868	13,816	13,625	14,532	15,427	15,489	16,792	43,837	45,844	89,681
Ondo	108	1,626	1,712	1,648	1,669	1,782	1,629	5,056	5,010	10,066
Osun*	124	1,210	1,226	1,293	1,353	1,068	1,196	3,571	3,775	7,346
Oyo	690	9,821	10,198	9,861	10,138	8,477	9,220	28,159	29,556	57,715
Plateau	300	5,207	5,227	4,473	4,407	3,920	3,814	13,600	13,448	27,048
Rivers	374	3,993	4,281	3,587	3,988	3,228	3,594	10,808	11,863	22,671
Sokoto	42	971	981	848	783	554	607	2,373	2,371	4,744
Taraba	216	4,546	3,919	3,786	3,220	3,494	2,924	11,826	10,063	21,889
Yobe	87	1,743	1,560	2,259	2,555	1,997	2,105	5,999	6,220	12,219
Zamfara	82	2,079	1,864	1,476	1,317	1,104	977	4,659	4,158	8,817
National	13,423	157,957	161,739	148,161	152,111	137,851	141,353	443,969	455,203	899,172

Note: *=Data imported from 2015/2016

Table 4.7: Public and Private Senior Secondary Schools Enrolment by State and Gender: 2016/2017

State	Public			Private		
	M	F	M+F	M	F	M+F
Abia	5,517	7,834	13,351	19,260	20,020	39,280
Adamawa*	43,066	32,734	75,800	2,480	2,265	4,745
Akwa Ibom	46,569	47,875	94,444	11,797	12,693	24,490
Anambra	23,045	29,255	52,300	3,341	3,171	6,512
Bauchi	64,802	35,983	100,785	14,828	16,188	31,016
Bayelsa	23,114	21,527	44,641	1,480	1,688	3,168
Benue	20,975	15,143	36,118	21,703	20,149	41,852
Borno*	37,002	26,306	63,308	2,724	2,504	5,228
Cross River	17,465	18,065	35,530	4,868	5,358	10,226
Delta	42,621	42,235	84,856	11,619	12,000	23,619
Ebonyi	22,289	26,047	48,336	9,559	10,362	19,921
Edo	31,417	34,693	66,110	13,120	13,636	26,756
Ekiti*	21,507	21,077	42,584	3,672	3,929	7,601
Enugu*	30,865	40,639	71,504	19,394	22,187	41,581
FCT	33,420	36,252	69,672	3,960	4,372	8,332
Gombe	31,153	19,714	50,867	12,865	10,607	23,472
Imo	173,285	184,102	357,387	1,055	1,158	2,213
Jigawa	62,192	34,905	97,097	469	524	993
Kaduna	75,718	60,399	136,117	20,179	19,903	40,082
Kano	133,022	89,057	222,079	17,771	21,725	39,496
Katsina	106,835	62,859	169,694	9,515	7,306	16,821
Kebbi	59,395	28,505	87,900	3,041	2,339	5,380
Kogi	22,325	20,627	42,952	9,518	10,228	19,746
Kwara	48,968	43,129	92,097	7,303	6,904	14,207
Lagos	108,063	114,858	222,921	74,647	77,982	152,629
Nasarawa	40,831	32,979	73,810	4,805	4,958	9,763
Niger	87,768	63,156	150,924	9,108	8,739	17,847
Ogun	82,802	81,607	164,409	43,837	45,844	89,681
Ondo	39,622	41,462	81,084	5,056	5,010	10,066
Osun	38,943	37,827	76,770	3,571	3,775	7,346
Oyo	78,912	81,787	160,699	28,159	29,556	57,715
Plateau	33,324	21,006	54,330	13,600	13,448	27,048
Rivers	35,023	36,937	71,960	10,808	11,863	22,671
Sokoto	52,215	24,633	76,848	2,373	2,371	4,744
Taraba	21,823	23,080	44,903	11,826	10,063	21,889
Yobe	14,891	6,031	20,922	5,999	6,220	12,219
Zamfara	47,776	21,290	69,066	4,659	4,158	8,817
National	1,858,560	1,565,615	3,424,175	443,969	455,203	899,172

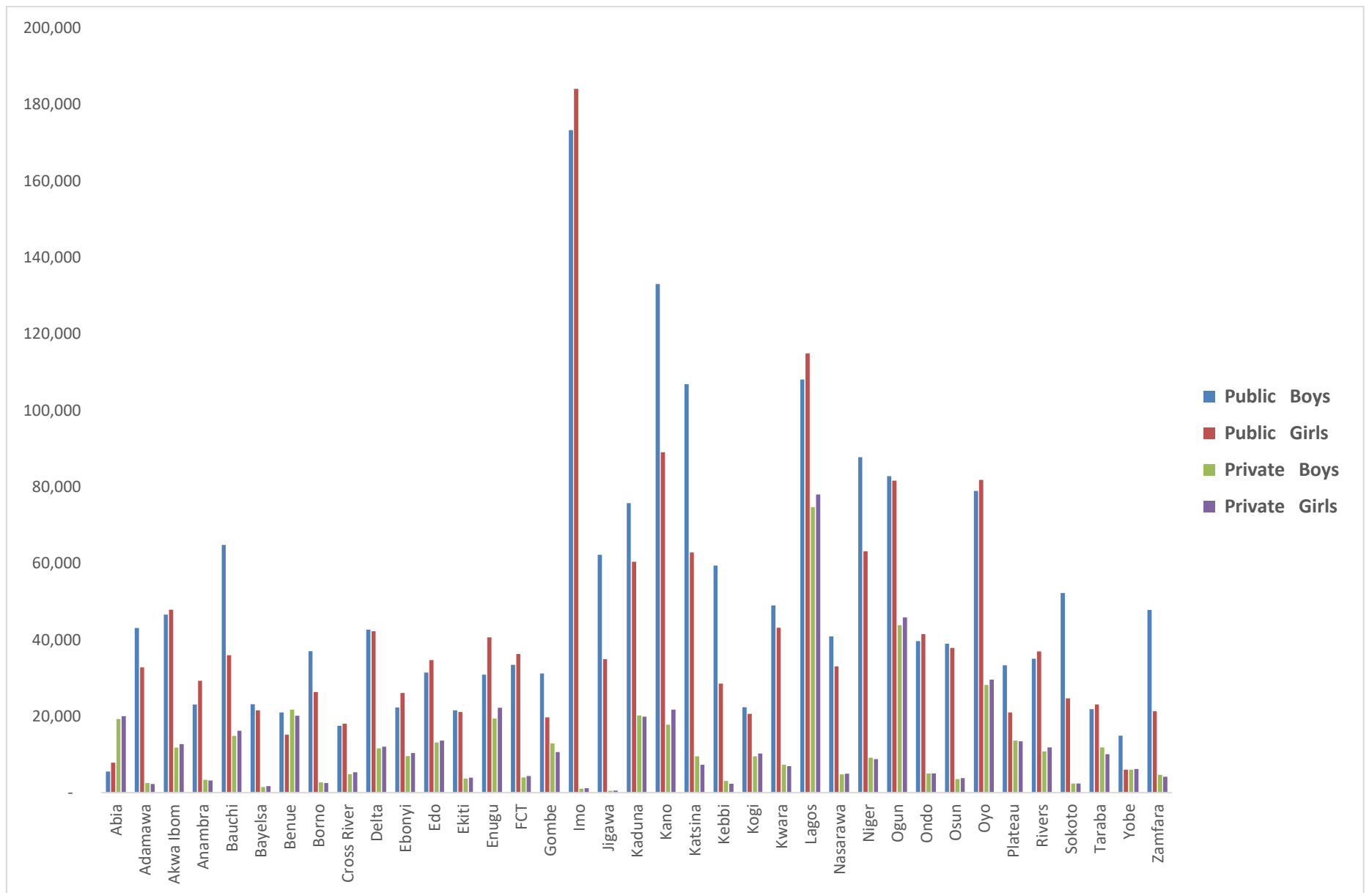


Figure 4.4: Public and Private Senior Secondary Schools Enrolment by State and Gender: 2016/2017

Table 4.8: Public and Private Senior Secondary Schools Enrolment by Geo-Political Zones and Gender: 2016/2017

Zone	M	F	M+F
North Central	357,608	301,090	658,698
North East	263,459	191,695	455,154
North West	595,160	379,974	975,134
South East	307,610	344,775	652,385
South South	249,901	258,570	508,471
South West	528,791	544,714	1,073,505

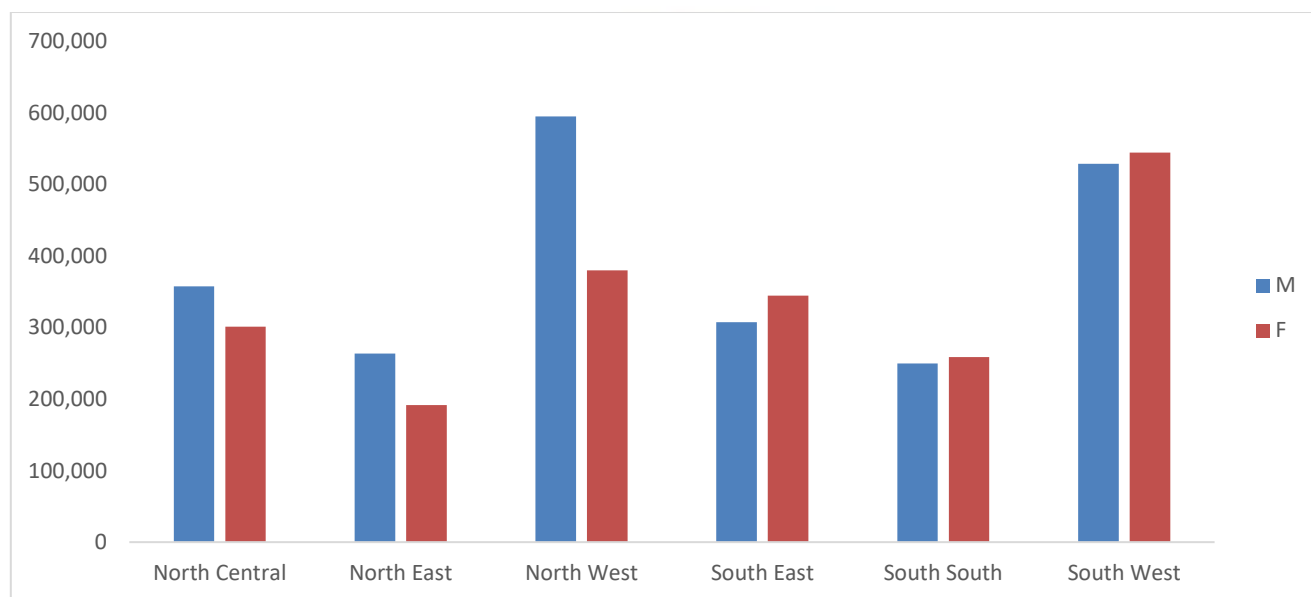


Figure 4.5: Public and Private Senior Secondary Schools Enrolment by Geo-Political Zones and Gender: 2016/2017

Table 4.9: Key Composition of Geo-political zones

Zone	State
North Central	Benue, FCT, Kogi, Kwara, Nasarawa, Niger, Plateau
North East	Adamawa, Bauchi, Borno, Gombe, Taraba, Yobe
North West	Jigawa, Kaduna, Kano, Katsina, Kebbi, Sokoto, Zamfara
South East	Abia, Anambra, Ebonyi, Enugu, Imo
South South	Akwa Ibom, Bayelsa, Cross River, Delta, Edo, Rivers
South West	Ekiti, Lagos, Ogun, Ondo, Osun, Oyo

Teacher Statistics in Senior Secondary Schools

Table 4.10 National Summary of Public and Private Senior Secondary School Teachers by Gender: 2012/2013 - 2016/2017

Year	Public		Private		Public and Private		
	M	F	M	F	M	F	M+F
2013/2014	84,130	67,925	59,804	59,509	143,934	127,434	271,368
2014/2015	90,139	76,144	101,631	138,310	191,770	214,454	406,224
2015/2016	80,416	56,452	125,533	135,874	205,949	192,326	398,275
2016/2017	198,052	166,562	120,530	107,471	318,582	274,033	592,615

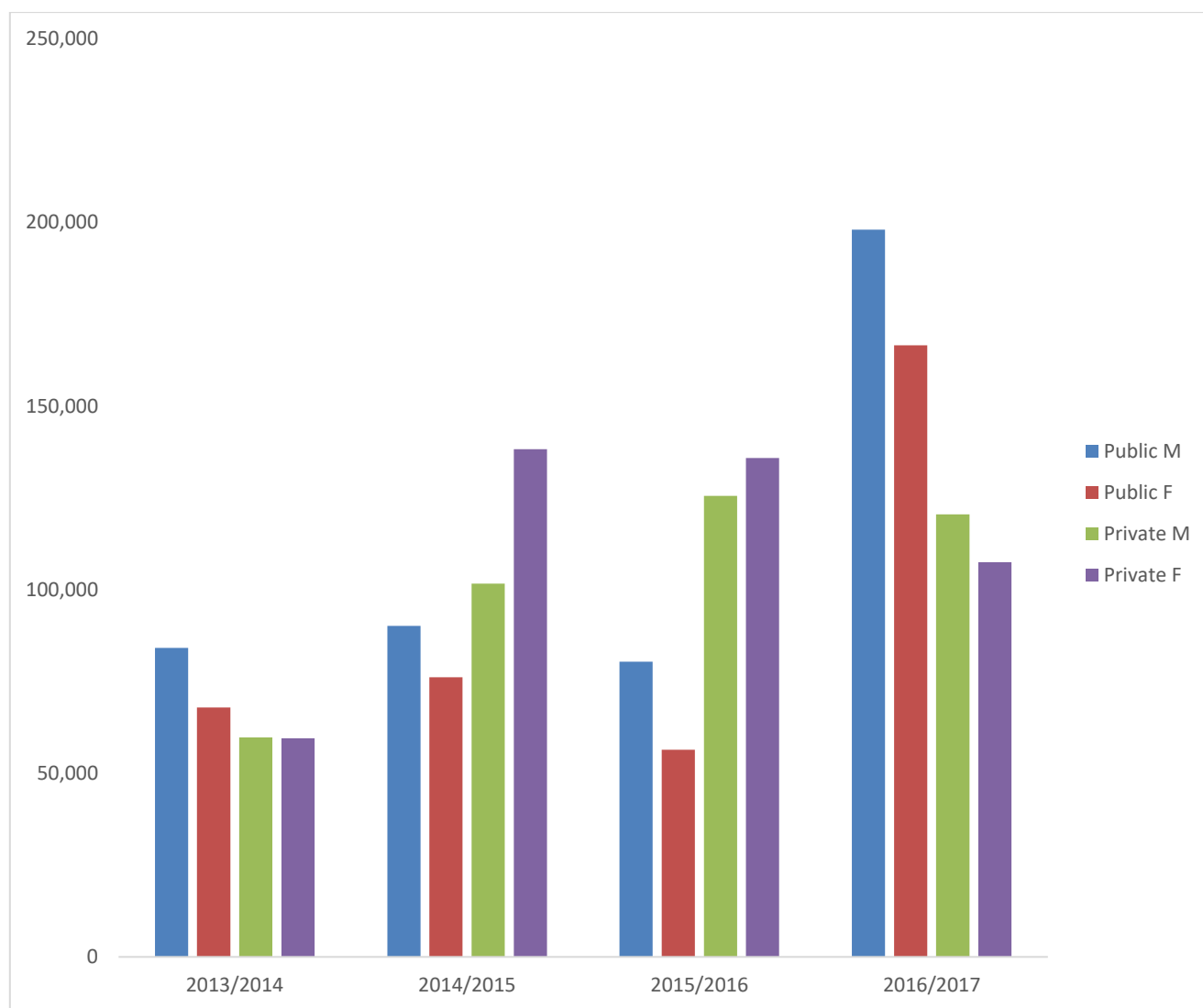


Figure 4.6: National Summary of Public and Private Senior Secondary School Teachers by Gender: 2012/2013 - 2016/2017

Table 4.11 Summary of Public Senior Secondary School Teachers by Gender: 2016/2017

Year	All Teachers			Qualified Teachers			% Qualified		
	M	F	M+F	M	F	M+F	M	F	M+F
2013/2014	84,130	67,925	152,055	54,439	49,938	104,377	35.80	32.84	68.64
2014/2015	90,139	76,144	166,283	69,489	56,611	126,100	41.79	34.04	75.83
2015/2016	80,416	56,452	136,868	68,553	49,440	117,993	50.09	36.12	86.21
2016/2017	100,365	74,255	174,620	66,463	48,546	115,009	38.06	27.80	65.86

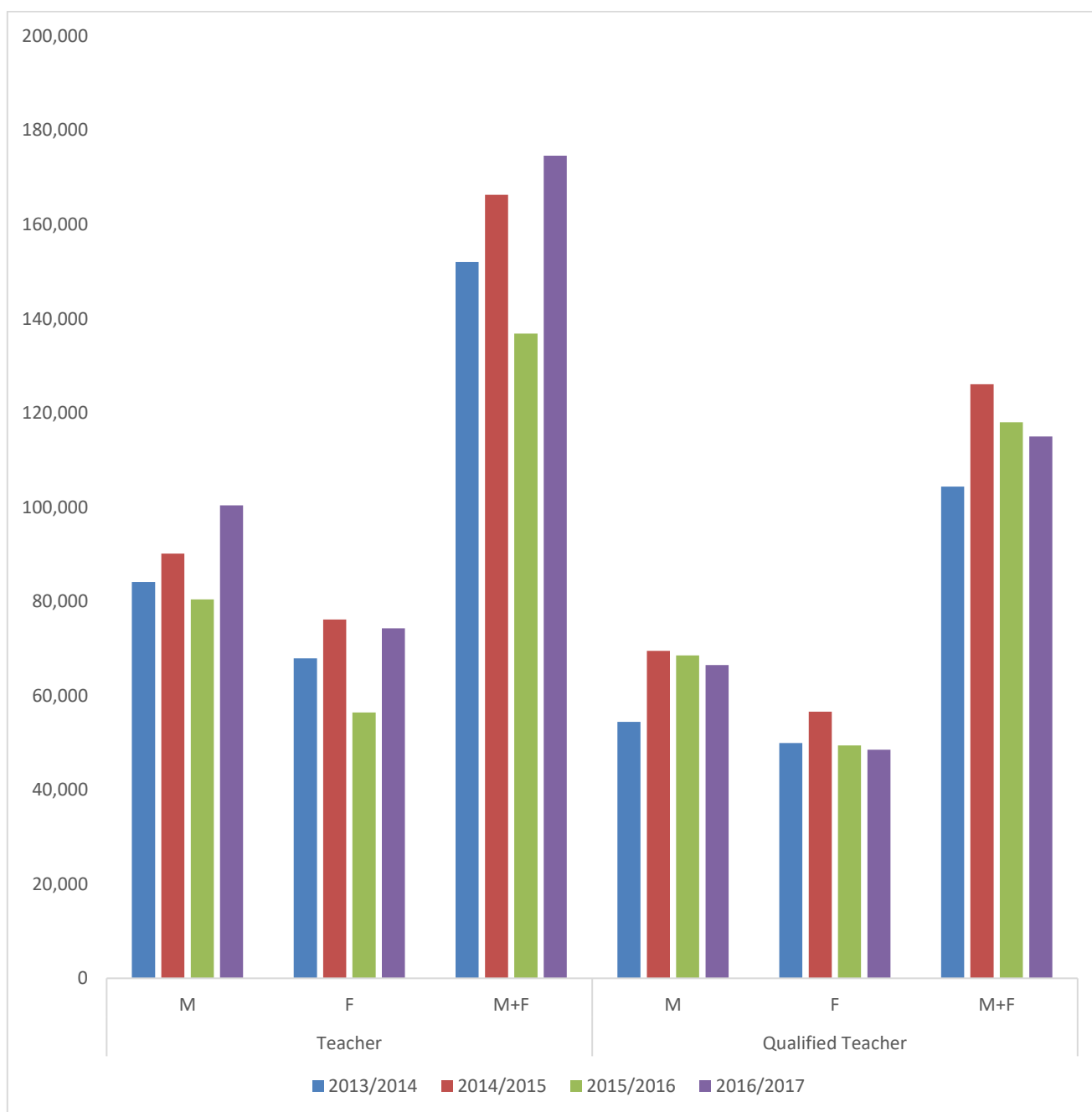


Figure 4.7: Summary of Public Senior Secondary School Teachers by Gender: 2016/2017

Table 4.12: Number of Public Senior Secondary School Teachers by State and Gender: 2016/2017

LGA	All Teachers				Qualified teachers				
	M	F	M+F	%F	M	F	M+F	%qualified	%female
Abia	504	1,545	2,049	65%	504	1,545	2,049	100%	75%
Adamawa	3,040	1,476	4,516	33%	2,282	922	3,204	71%	29%
Akwa Ibom	923	981	1,904	48%	923	981	1,904	100%	52%
Anambra	1,004	5,349	6,353	77%	910	4,932	5,842	92%	84%
Bauchi	3,662	1,268	4,930	29%	2,923	1,056	3,979	81%	27%
Bayelsa	2,059	1,687	3,746	45%	1,532	1,336	2,868	77%	47%
Benue	9,780	2,895	12,675	23%	6,312	1,778	8,090	64%	22%
Borno	1,288	301	1,589	19%	1,457	396	1,853	117%	21%
Cross River	2,061	1,130	3,191	37%	446	256	702	22%	36%
Delta	2,996	5,925	8,921	61%	834	1,654	2,488	28%	66%
Ebonyi	2,495	1,678	4,173	48%	2,168	1,490	3,658	88%	41%
Edo	999	741	1,740	46%	224	156	380	22%	41%
Ekiti	3,829	4,295	8,124	53%	2,987	3,678	6,665	82%	55%
Enugu	1,914	3,406	5,320	64%	1,617	3,085	4,702	88%	66%
FCT	1,894	2,351	4,245	49%	-	-	-	0%	-
Gombe	1,556	591	2,147	39%	1,075	409	1,484	69%	28%
Imo	2,145	3,509	5,654	62%	227	467	694	12%	67%
Jigawa	1,980	230	2,210	11%	1,671	158	1,829	83%	9%
Kaduna	3,553	1,787	5,340	33%	3,211	1,610	4,821	90%	33%
Kano	5,226	1,533	6,759	23%	4,224	1,196	5,420	80%	22%
Katsina	3,080	614	3,694	30%	2,525	477	3,002	81%	16%
Kebbi	1,778	530	2,308	35%	1,280	414	1,694	73%	24%
Kogi	2,448	1,501	3,949	19%	1,044	784	1,828	46%	43%
Kwara	4,134	3,615	7,749	56%	3,535	3,218	6,753	87%	48%
Lagos	3,891	5,217	9,108	57%	3,437	4,804	8,241	90%	58%
Nasarawa	3,125	988	4,113	28%	1,657	539	2,196	53%	25%
Niger	2,498	1,265	3,763	52%	2,213	1,161	3,374	90%	34%
Ogun	3,072	3,214	6,286	49%	764	940	1,704	27%	55%
Ondo	4,162	3,252	7,414	44%	1,203	971	2,174	29%	45%
Osun	1,374	1,230	2,604	47%	1,374	1,230	2,604	100%	47%
Oyo	4,688	4,805	9,493	63%	4,378	4,514	8,892	94%	51%
Plateau	2,733	700	3,433	29%	1,504	413	1,917	56%	22%
Rivers	3,487	2,730	6,217	46%	428	306	734	12%	42%
Sokoto	2,098	702	2,800	39%	1,818	650	2,468	88%	26%
Taraba	918	251	1,169	21%	809	216	1,025	88%	21%
Yobe	2,167	549	2,716	21%	1,381	424	1,805	66%	23%
Zamfara	1,804	414	2,218	32%	1,586	380	1,966	89%	19%
National	100,365	74,255	174,620	46%	66,463	48,546	115,009	66%	42%

Table 4.13 Public Senior Secondary Schools Student-Teacher Ratio by State: 2016/2017

State	Enrolment (M+F)	All Teachers (M+F)	All Teacher-Ratio	Qualified Teachers	Qualified Teacher- Ratio
Abia	13,351	2,049	7	2,049	7
Adamawa	75,800	4,516	17	3,204	24
Akwa Ibom	94,444	1,904	50	1,904	50
Anambra	52,300	6,353	8	5,842	9
Bauchi	100,785	4,930	20	3,979	25
Bayelsa	44,641	3,746	12	2,868	16
Benue	36,118	12,675	3	8,090	4
Borno	63,308	1,589	40	1,853	34
Cross River	35,530	3,191	11	702	51
Delta	84,856	8,921	10	2,488	34
Ebonyi	48,336	4,173	12	3,658	13
Edo	66,110	1,740	38	380	174
Ekiti	42,584	8,124	5	6,665	6
Enugu	71,504	5,320	13	4,702	15
FCT	69,672	4,245	16		
Gombe	50,867	2,147	24	1,484	34
Imo	357,387	5,654	63	694	515
Jigawa	97,097	2,210	44	1,829	53
Kaduna	136,117	5,340	25	4,821	28
Kano	222,079	6,759	33	5,420	41
Katsina	169,694	3,694	46	3,002	57
Kebbi	87,900	2,308	38	1,694	52
Kogi	42,952	3,949	11	1,828	23
Kwara	92,097	7,749	12	6,753	14
Lagos	222,921	9,108	24	8,241	27
Nasarawa	73,810	4,113	18	2,196	34
Niger	150,924	3,763	40	3,374	45
Ogun	164,409	6,286	26	1,704	96
Ondo	81,084	7,414	11	2,174	37
Osun	76,770	2,604	29	2,604	29
Oyo	160,699	9,493	17	8,892	18
Plateau	54,330	3,433	16	1,917	28
Rivers	71,960	6,217	12	734	98
Sokoto	76,848	2,800	27	2,468	31
Taraba	44,903	1,169	38	1,025	44
Yobe	20,922	2,716	8	1,805	12
Zamfara	69,066	2,218	31	1,966	35
National	3,424,175	174,620	20	115,009	30

Table 4.14: Public Senior Secondary Schools Enrolment of Special Needs Children: 2016/2017

Type of Disability	SSS 1	SSS 2	SSS 3	Total
Blind /visually impaired	1,147	627	802	2,576
Physically challenged	1,974	1,924	1,430	5,328
Hearing / speech impaired	2,065	1,958	1,840	5,863
Mentally challenged	570	502	428	1,500
TOTAL	5,756	5,011	4,500	15,267

Table 4.15: Senior Secondary Education Key Indicators: 2016/2017

States	Net Enrolment Rate (NER)			Gross Enrolment Rate (GER)			GPI	PTR			Completion Rate		
	M	F	M+F	M	F	M+F		M	F	M+F	M	F	M+F
Abia	8.56	9.85	9.20	17.85	20.29	19.06	1.1	17.94	10.67	13.18	10.58	24.71	15.28
Adamawa	0.00	0.00	0.00	30.99	24.35	27.71	0.8	14.98	23.71	17.84	19.84	33.05	24.13
Akwa-Ibom	43.89	48.48	46.15	28.64	30.72	29.66	1.1	45.35	51.50	48.29	36.38	38.64	37.50
Anambra	11.78	14.86	13.30	12.76	16.12	14.42	1.3	13.16	4.95	6.87	14.79	19.52	17.16
Bauchi	26.06	18.10	22.15	34.86	23.69	29.38	0.7	6.63	10.73	7.81	53.25	29.21	40.65
Bayelsa	20.67	20.19	20.43	29.08	28.90	28.99	1.0	11.94	13.76	12.76	39.30	39.40	39.35
Benue	14.88	12.26	13.58	20.94	17.60	19.28	0.8	4.36	12.19	6.15	28.27	20.78	24.42
Borno	0.00	0.00	0.00	19.45	15.20	17.40	0.8	15.42	47.86	21.57	25.58	17.18	21.25
Cross-River	0.00	0.00	0.00	15.58	16.93	16.24	1.1	7.05	12.77	9.15	18.62	19.47	19.04
Delta	0.00	0.00	0.00	26.37	26.71	26.54	1.0	10.10	6.49	7.90	30.16	30.34	30.25
Ebonyi	34.11	36.25	35.20	31.62	34.57	33.13	1.1	6.48	8.13	7.26	40.27	41.68	41.00
Edo	0.00	0.00	0.00	28.63	31.74	30.17	1.1	11.54	14.58	12.95	35.91	37.50	36.69
Ekiti	15.61	15.79	15.70	19.50	19.89	19.69	1.0	5.50	4.80	5.13	26.71	26.44	26.58
Enugu	23.18	27.87	25.58	31.46	37.54	34.57	1.2	26.26	18.45	21.26	43.83	49.64	46.86
Fct-Abuja	20.78	25.04	22.82	31.10	36.82	33.84	1.2	9.09	10.29	9.68	51.58	51.26	51.41
Gombe	27.80	21.60	24.86	35.95	27.49	31.94	0.8	7.76	8.28	7.96	50.57	34.79	42.91
Imo	0.00	0.00	0.00	87.50	94.19	90.82	1.1	81.28	52.80	63.60	123.62	130.57	127.07
Jigawa	27.37	15.77	21.62	33.25	19.11	26.24	0.6	31.49	148.86	44.03	44.87	20.86	31.69
Kaduna	22.76	19.66	21.23	33.40	28.59	31.02	0.9	26.99	44.94	33.00	40.03	29.99	34.78
Kano	42.20	20.29	31.82	31.51	25.72	28.76	0.8	28.85	72.26	38.70	43.01	31.29	37.26
Katsina	32.66	21.43	27.14	44.25	27.57	36.05	0.6	16.23	22.90	18.23	62.26	29.73	44.95
Kebbi	31.27	15.00	23.15	42.71	21.19	31.97	0.5	14.74	13.62	14.35	62.15	23.86	41.30
Kogi	0.00	0.00	0.00	20.78	20.53	20.66	1.0	2.17	8.67	3.43	29.02	26.26	27.61
Kwara	0.00	0.00	0.00	51.72	46.86	49.31	0.9	5.56	3.96	4.67	63.26	53.76	58.45
Lagos	44.93	51.28	47.99	43.17	48.93	45.95	1.1	46.96	36.96	41.23	47.44	49.97	48.72
Nasarawa	0.00	0.00	0.00	49.93	42.32	46.16	0.8	9.45	19.79	12.39	83.57	60.60	71.62
Niger	36.71	28.36	32.59	51.54	39.31	45.51	0.8	9.34	6.32	7.76	75.98	47.24	60.70
Ogun	19.69	19.05	19.37	74.26	73.89	74.07	1.0	11.01	11.76	11.38	94.69	97.42	96.07
Ondo	0.00	0.00	0.00	26.46	27.99	27.21	1.1	8.07	10.59	9.18	30.99	32.21	31.58
Osun	19.08	19.24	19.16	24.16	24.36	24.26	1.0	30.94	33.82	32.30	20.11	21.60	20.83
Oyo	26.72	27.75	27.23	39.42	41.34	40.38	1.0	5.50	3.32	4.12	34.97	39.19	37.07
Plateau	0.00	0.00	0.00	31.32	22.88	27.09	0.7	6.83	12.15	8.39	58.90	27.78	42.62
Rivers	0.00	0.00	0.00	16.66	18.77	17.69	1.1	7.02	8.90	7.88	25.11	26.46	25.77
Sokoto	25.91	12.79	19.40	33.64	16.87	25.31	0.5	14.34	11.05	13.06	53.52	21.11	36.13
Taraba	0.00	0.00	0.00	31.80	32.69	32.24	1.0	36.65	132.04	57.14	43.09	29.44	35.96
Yobe	22.21	9.35	16.03	17.53	11.10	14.44	0.6	8.83	19.95	11.12	26.68	13.85	19.96
Zamfara	3.07	2.00	2.54	35.57	17.31	26.45	0.5	14.06	14.26	14.13	59.26	20.66	37.89
National	19.13	15.92	17.55	33.72	30.58	32.18	0.9	11.63	12.13	11.86	42.63	36.18	39.41

CHAPTER FIVE

TERTIARY EDUCATION

5.0 Introduction

Tertiary Education also referred to as Post-Secondary education is the educational level following the completion of the Senior Secondary School education. This includes Universities, Polytechnics and Colleges of Education at public and private sectors.

Table 5.1.1: Undergraduate Enrolment in Federal Universities, 2017

S/N	University	Male	Female	Total	% Female
1	Abubakar Tafawa Balewa University, Bauchi	12790	3401	16191	21.01
2	Ahmadu Bello University, Zaria	26902	13021	39923	32.62
3	Bayero University, Kano	23921	11330	34912	32.45
4	Federal University Gashua, Yobe	1727	478	2205	21.68
5	Federal University Gusau	0	0	0	0
6	Federal University of Agriculture, Abeokuta	9413	6731	16144	41.69
7	Federal University of Petroleum Resources, Effurun	2408	469	2877	16.3
8	Federal University of Technology, Akure	12935	5161	18096	28.52
9	Federal University of Technology, Minna	14168	4687	18855	24.86
10	Federal University of Technology, Owerri	15102	5822	20924	27.82
11	Federal University, Birnin Kebbi	2746	1100	3846	28.6
12	Federal University, Dutse, Jigawa State	3626	1209	4835	25.01
13	Federal University, Dutsin-Ma, Katsina	757	305	1062	28.72
14	Federal University, Kashere, Gombe State	3591	1103	4694	23.5
15	Federal University, Lafia, Nasarawa State	1098	733	1837	39.9
16	Federal University, Lokoja, Kogi State	337	107	2901	3.69
17	Federal University, Otuoke, Bayelsa	3543	2501	6051	41.33
18	Federal University, Oye-Ekiti, Ekiti State	5228	5348	10576	50.57
19	Federal University, Wukari, Taraba State	3698	1640	5338	30.72
20	Michael Okpara University of Agricultural Umudike	20162	17747	37909	46.81
21	National Open University of Nigeria, Lagos	217216	174740	391956	44.58
22	Nigeria Police Academy, Wudil	1824	233	2057	11.33
23	Nigerian Defence Academy Kaduna	1798	83	1881	4.41
24	Nnamdi Azikiwe University, Awka	17932	18837	36769	51.23
25	Obafemi Awolowo University, Ile-Ife	14114	11824	25938	45.59
26	University of Abuja, Gwagwalada	15274	13818	29092	47.5
27	University of Agriculture, Makurdi	9822	4638	14460	32.07
28	University of Benin	21295	19261	40556	47.49
29	University of Calabar	13464	16102	29566	54.46
30	University of Ibadan	7548	6806	14354	47.42
31	University of Ilorin	24093	23311	47404	49.18
32	University of Jos	10429	7978	18407	43.34
33	University of Lagos	24788	23536	48324	48.7
34	University of Maiduguri	30358	13687	44045	31.08
35	University of Nigeria, Nsukka	19438	17032	36470	46.7
36	University of Port-Harcourt	17296	21139	38435	55
37	University of Uyo	11568	10734	22302	48.13
38	Usmanu Danfodiyo University	17337	6750	24087	28.02
	National	639,746	473,402	1,113,148	42.53

Table 5.1.2: Undergraduate Enrolment in State Universities, 2017

S/N	University	Male	Female	Total	% Female
1	Abia State University, Uturu	9485	11727	21212	55.28
2	Adamawa State University Mubi	5669	2832	8501	33.31
3	Adekunle Ajasin University, Akungba	11009	9220	20229	45.58
4	Akwa Ibom State University, Ikot Akpaden	3358	4081	7439	54.86
5	Ambrose Alli University, Ekpoma	19523	12978	32501	39.93
6	Benue State University, Makurdi	14394	10954	25348	43.21
7	Cross River State University of Science & Technology, Calabar	8986	5940	14926	39.8
8	Delta State University Abraka	8340	11524	19765	58.31
9	Eastern Palm University Ogboko, Imo State	14	18	32	56.25
10	Ebonyi State University, Abakaliki	9620	9222	19250	47.91
11	Edo University Iyamo	263	271	534	50.75
12	Ekiti State University	11934	10213	22147	46.11
13	Enugu State University of Science and Technology, Enugu	8858	9447	18305	51.61
14	Gombe State University, Gombe	6610	3722	10332	36.02
15	Ibrahim Badamosi Babangida University, Lapai	6986	3940	10476	37.61
16	Ignatius Ajuru University of Education, Rumuolumeni	3063	4594	7657	60
17	Imo State University, Owerri	9244	11008	20252	54.36
18	Kaduna State University, Kaduna	6,572	6,014	12,886	46.67
19	Kebbi State University of Science and Technology	3201	587	3788	15.5
20	Kogi State University Anyigba	10870	7644	18514	41.29
21	Kwara State University, Ilorin	6115	5645	11760	48
22	Ladoke Akintola University of Technology, Ogbomoso	11139	10253	21392	47.93
23	Lagos State University, Ojo	11717	12038	23755	50.68
24	Nasarawa State University Keffi	16808	9049	25857	35
25	Olabisi Onabanjo University, Ago Iwoye	16307	14470	30777	47.02
26	Ondo State University of Medical Sciences	500	611	1111	55
27	Ondo State University of Science and Technology Okitipupa	1275	697	1972	35.34
28	Osun State University Osogbo	6140	6015	12155	49.49
29	Plateau State University Bokkos	1878	1213	3091	39.24
30	Sokoto State University, Sokoto	2831	783	3614	21.67
31	Sule Lamido University, Kafin Hausa, Jigawa	2281	627	2908	21.56
32	Tai Solarin University of Education Ijebu Ode	8291	11808	20099	58.75
33	Taraba State University, Jalingo	2521	1630	4151	39.27
34	Umar Musa Yar' Adua University Katsina	6623	4060	10683	38
35	Yobe State University, Damaturu	4121	1658	5779	28.69
36	Yusuf Maitama Sule University Kano	3867	2763	6513	42.42
	National	260,413	219,256	479,669	45.71

Table 5. 1.3: Undergraduate Enrolment in Private Universities, 2017

S/N	University	Male	Female	Total	% Female
1	Achievers University, Owo	235	132	367	35.97
2	Adeleke University, Ede	1178	1276	2454	52
3	Afe Babalola University, Ado-Ekiti - Ekiti State	3292	3569	6861	52.02
4	African University of Science & Technology, Abuja				
5	Ajayi Crowther University, Ibadan	905	944	1849	51.05
6	Alex Ekwueme Federal University, Ndufu Alike, Ikwo	2677	2507	5184	48.36
7	Al-Hikmah University, Ilorin	1588	1242	2830	43.89
8	Al-Qalam University, Katsina	2194	2473	4667	52.99
9	American University of Nigeria, Yola	557	406	963	42.16
10	Anchor University Ayobo Lagos State	102	123	225	54.67
11	Arthur Javis University Akpabuyo Cross River State	24	25	49	51.02
12	Augustine University	69	70	139	50.36
13	Babcock University, Ilishan-Remo	4031	4937	8968	55.05
14	Baze University, Abuja	707	567	1274	44.51
15	Bells University of Technology, Ota	1096	924	2020	45.74
16	Benson Idahosa University, Benin City	1223	1525	2747	55.52
17	Bingham University	1272	1590	2862	55.56
18	Bowen University, Iwo	1672	2379	4051	58.73
19	Caleb University, Lagos	1508	1002	2510	39.92
20	Caritas University, Enugu	1047	562	1607	34.97
21	Chrisland University	55	58	113	51.33
22	Christopher University Mowe	37	29	66	43.94
23	Clifford University Owerinta Abia State	149	57	206	27.67
24	Coal City University Enugu State	40	42	82	51.22
25	Covenant University Ota	1079	826	1905	43.36
26	Crawford University Igbesa	756	595	1351	44.04
27	Crescent University	1111	782	1,893	41.31
28	Crown Hill University Eiyenkorin, Kwara State	20	17	37	45.95
29	Dominican University Ibadan Oyo State	43	1	44	2.27
30	Edwin Clark University, Kaigbodo	187	200	387	51.68
31	Eko University of Medicine and Health Sciences	0	0	0	0
32	Elizade University, Ilara-Mokin	682	335	1017	32.94
33	Evangel University, Akaeze	215	200	415	48.19
34	Fountain University, Oshogbo	443	821	1264	64.95
35	Godfrey Okoye University, Uguomu-Nike - Enugu State	256	284	540	52.59
36	Gregory University, Uturu	345	271	647	41.89
37	Hallmark University	24	29	53	54.72
38	Hezekiah University, Umudi	46	26	72	36.11
39	Igbinedion University Okada	1690	2064	3754	54.98
40	Joseph Ayo Babalola University, Ikeji-Arakeji	1,260	1,242	2,403	51.69
41	Kings University	91	88	179	49.16
42	Kola-Daisi University, Ibadan	19	10	29	34.48
43	Kwararafa University, Wukari	500	447	947	47.2
44	Landmark University, Omu-Aran.	1643	929	2572	36.12
45	Lead City University, Ibadan	1014	1185	2199	53.89
46	Legacy University, Okija Anambra State	17	31	48	64.58
47	Madonna University, Okija	4678	7664	12342	62.1
48	Mcpherson University, Seriki Sotayo, Ajebo	208	209	417	50.12
49	Micheal & Cecilia University	165	112	277	40.43

50	Modibbo Adama University of Technology, Yola	11973	7368	19341	38.1
51	Mountain Top University	312	290	602	48.17
52	Niger Delta University Yenagoa			14547	0
53	Nile University of Nigeria, Abuja	300	350	650	53.85
54	Novena University, Ogume	178	119	297	40.07
55	Oduduwa University, Ipetumodu - Osun State	506	758	1264	59.97
56	PAMO University of Medical Sciences Port Harcourt	0	0	0	0
57	Pan-Atlantic University, Lagos	334	300	634	47.32
58	Paul University, Awka - Anambra State	200	152	352	43.18
59	Redeemer's University, Ede	760	824	1584	52.02
60	Renaissance University, Enugu	144	178	322	55.28
61	Rhema University, Obeama-Asa - Rivers State	189	206	395	52.15
62	Ritman University, Ikot Ekpene (Akwa Ibom)	142	98	240	40.83
63	Salem University, Lokoja	826	464	1289	36
64	Samuel Adegboyega University, Ogwa.	207	206	413	49.88
65	Summit University, Offa	51	52	103	50.49
66	Tansian University, Umunya	319	176	495	35.56
67	The Technical University, Ibadan	121	63	184	34.24
68	University of Mkar, Mkar	110	147	257	57.2
69	Veritas University, Bwari	506	688	1194	57.62
70	Wellspring University, Evbuobanosa - Edo State	158	179	337	53.12
71	Wesley University. of Science & Technology, Ondo	307	281	588	47.79
72	Western Delta University, Oghara Delta State	465	353	818	43.15
	National	60,258	58,059	118,317	49.07

Tables 5.1.1 – 5.1.3 give a total of 146 Universities in Nigeria, out of which 39 are Federal 37 State and 70 Private Universities.

FEDERAL MINISTRY OF EDUCATION
STATISTICS & NEMIS

Table 5.1.1a: Summary of Undergraduate Enrolment in Universities, 2017

Ownership	M	F	M+F	% Female
Federal	639746	473402	1113148	42.53
State	260413	219256	479669	45.71
Private	60258	58059	118317	49.07

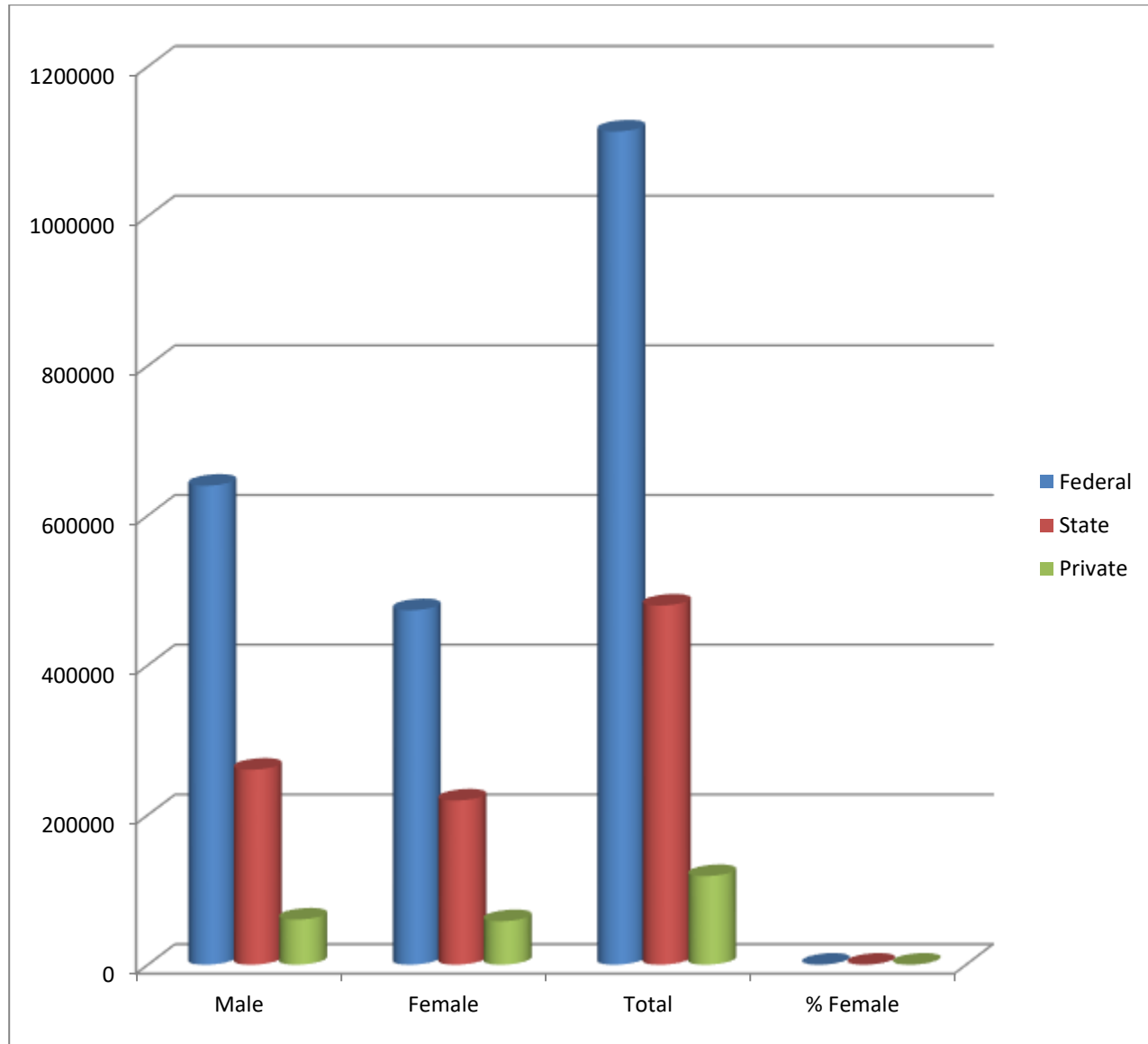


Fig. 5.1.1a: Summary of Undergraduate Enrolment in Universities, 2017

Table 5.1.4: Postgraduate Enrolment in Federal Universities, 2017

S/N	University	Male	Female	Total	% Female
1	Abubakar Tafawa Balewa University, Bauchi	2070	519	2589	20.05
2	Ahmadu Bello University, Zaria	6362	2668	9030	29.55
3	Bayero University, Kano	6176	2353	8529	27.59
4	Federal University Gashua, Yobe	0	0	0	
5	Federal University Gusau	0	0	0	
6	Federal University of Agriculture, Abeokuta	745	570	1315	43.35
7	Federal University of Petroleum Resources, Effurun	0	0	0	
8	Federal University of Technology, Akure	993	52	1045	4.98
9	Federal University of Technology, Minna	1429	336	1765	19.04
10	Federal University of Technology, Owerri	1116	435	1551	28.05
11	Federal University, Birnin Kebbi	0	0	0	
12	Federal University, Dutse, Jigawa State	0	0	0	
13	Federal University, Dutsin-Ma, Katsina	0	0	0	
14	Federal University, Kashere, Gombe State	0	0	0	
15	Federal University, Lafia, Nasarawa State	220	49	269	18.22
16	Federal University, Lokoja, Kogi State	0	0	0	
17	Federal University, Otuoke, Bayelsa	0	0	0	
18	Federal University, Oye-Ekiti, Ekiti State	0	0	0	
19	Federal University, Wukari, Taraba State	0	0	0	
20	Michael Okpara University of Agricultural Umudike	3754	3687	7441	49.55
21	National Open University of Nigeria, Lagos	47280	31525	78805	
22	Nigeria Police Academy, Wudil	0	0	0	
23	Nigerian Defence Academy Kaduna	668	267	935	28.56
24	Nnamdi Azikiwe University, Awka	2139	1434	3573	40.13
25	Obafemi Awolowo University, Ile-Ife	2027	1369	3396	40.31
26	University of Abuja, Gwagwalada	0	0	0	
27	University of Agriculture, Makurdi	1109	400	1509	26.51
28	University of Benin	3627	1927	5554	34.70
29	University of Calabar	1920	1857	3777	49.17
30	University of Ibadan	5341	4784	10125	47.25
31	University of Ilorin	3326	1767	5093	34.69
32	University of Jos	540	822	1362	60.35
33	University of Lagos	6081	4852	10933	44.38
34	University of Maiduguri	2936	1179	4115	28.65
35	University of Nigeria, Nsukka	6350	4351	10701	40.66
36	University of Port-Harcourt	1049	851	1900	44.79
37	University of Uyo	867	704	1571	44.81
38	Usmanu Danfodiyo University	1503	405	1908	21.23
	National	109,628	69,163	178791	38.68

Table 5.1.5: Postgraduate Enrolment in State Universities, 2017

S/N	University	Male	Female	Total	% Female
1	Abia State University, Uturu	1562	521	2083	25.01
2	Adamawa State University Mubi	210	70	280	25.00
3	Adekunle Ajasin University, Akungba	284	131	415	31.57
4	Akwa Ibom State University, Ikot Akpaden	0	0	0	
5	Ambrose Alli University, Ekpoma	647	336	983	34.18
6	Benue State University, Makurdi	485	227	712	31.88
7	Cross River State University of Science & Technology, Calabar	471	217	688	31.54
8	Delta State University Abraka	858	668	1526	43.77
9	Eastern Palm University Ogboko, Imo State	0	0	0	
10	Ebonyi State University, Abakaliki	0	0	0	
11	Edo University Iyamo	0	0	0	
12	Ekiti State University, Ado Ekiti	0	0	0	
13	Enugu State University of Science and Technology, Enugu	1053	701	1754	39.97
14	Gombe State University, Gombe	698	274	972	28.19
15	Ibrahim Badamosi Babangida University, Lapai	199	83	282	29.43
16	Ignatius Ajuru University of Education, Rumuolumeni	78	109	187	58.29
17	Imo State University, Owerri	1500	1530	3030	50.50
18	Kaduna State University, Kaduna	1,665	1,014	2679	37.85
19	Kebbi State University of Science and Technology	212	26	238	10.92
20	Kogi State University Anyigba	337	107	444	24.10
21	Kwara State University, Ilorin	905	835	1740	47.99
22	Ladoke Akintola University of Technology, Ogbomoso	2719	1007	3726	27.03
23	Lagos State University, Ojo	1225	816	2041	39.98
24	Nasarawa State University Keffi	6762	1691	8453	20.00
25	Olabisi Onabanjo University, Ago Iwoye	500	435	935	46.52
26	Ondo State University of Medical Sciences	0	0	0	
27	Ondo State University of Science and Technology Okitipupa	0	0	0	
28	Osun State University Osogbo	65	38	103	36.89
29	Plateau State University Bokokos	0	0	0	
30	Sokoto State University, Sokoto	0	0	0	
31	Sule Lamido University, Kafin Hausa, Jigawa	0	0	0	
32	Tai Solarin University of Education Ijebu Ode	94	102	196	52.04
33	Taraba State University, Jalingo	96	55	151	36.42
34	Umar Musa Yar' Adua University Katsina	642	394	1036	38.03
35	Yobe State University, Damaturu	106	20	126	15.87
36	Yusuf Maitama Sule University Kano	0	0	0	
	National	23,373	11,407	34780	32.80

Table 5.1.6: Postgraduate Enrolment in Private Universities, 2017

S/N	University	Male	Female	Total	% Female
1	Achievers University, Owo	0	0	0	
2	Adeleke University, Ede	0	0	0	
3	Afe Babalola University, Ado-Ekiti - Ekiti State	182	124	306	40.52
4	African University of Science & Technology, Abuja	124	45	169	26.63
5	Ajayi Crowther University, Ibadan	454	20	474	4.22
6	Alex Ekwueme Federal University, Ndufu Alike, Ikwo	40	13	53	24.53
7	Al-Hikmah University, Ilorin	38	0	38	0.00
8	Al-Qalam University, Katsina	60	13	73	17.81
9	American University of Nigeria, Yola	112	45	157	28.66
10	Anchor University Ayobo Lagos State	0	0	0	
11	Arthur Javis University Akpabuyo Cross River State	0	0	0	
12	Augustine University	0	0	0	
13	Babcock University, Ilishan-Remo	516	459	975	47.08
14	Baze University, Abuja	11	9	20	45.00
15	Bells University of Technology, Ota	83	35	118	29.66
16	Benson Idahosa University, Benin City	56	61	117	52.14
17	Bingham University, New Karu	10	6	16	37.50
18	Bowen University, Iwo	64	60	124	48.39
19	Caleb University, Lagos	150	79	229	34.50
20	Caritas University, Enugu	0	0	0	
21	Chrisland University	0	0	0	
22	Christopher University Mowe	0	0	0	
23	Clifford University Owerinta Abia State	0	0	0	
24	Coal City University Enugu State	0	0	0	
25	Covenant University Ota	695	468	1163	40.24
26	Crawford University Igbesa	109	20	129	15.50
27	Crescent University	46	22	68	32.35
28	Crown Hill University Eiyenkorin, Kwara State	0	0	0	
29	Dominican University Ibadan Oyo State	0	0	0	
30	Edwin Clark University, Kaigbodo	0	0	0	
31	Eko University of Medicine and Health Sciences	0	0	0	
32	Elizade University, Ilara-Mokin	0	0	0	
33	Evangel University, Akaeze	0	0	0	
34	Fountain University, Oshogbo	4	5	9	55.56
35	Godfrey Okoye University, Ugwuomu-Nike - Enugu State	0	0	0	
36	Gregory University, Uturu	0	0	0	
37	Hallmark University	0	0	0	
38	Hezekiah University, Umudi	0	0	0	
39	Igbinedion University Okada	88	24	112	21.43
40	Joseph Ayo Babalola University, Ikeji-Arakeji	186	60	246	24.39
41	Kings University	0	0	0	
42	Kola-Daisi University, Ibadan	0	0	0	
43	Kwararafa University, Wukari	0	0	0	
44	Landmark University, Omu-Aran.	0	0	0	
45	Lead City University, Ibadan	246	274	520	52.69
46	Legacy University, Okija Anambra State	0	0	0	
47	Madonna University, Okija	60	42	102	41.18
48	Mcpherson University, Seriki Sotayo, Ajebo	0	0	0	
49	Micheal & Cecilia University	0	0	0	
50	Modibbo Adama University of Technology, Yola	2518	979	3497	28.00

51	Mountain Top University	0	0	0	
52	Niger Delta University Yenagoa	0	0	0	
53	Nile University of Nigeria, Abuja	199	182	381	47.77
54	Novena University	137	72	209	34.45
55	Oduduwa University, Ipetumodu - Osun State	7	8	15	53.33
56	PAMO University of Medical Sciences Port Harcourt	0	0	0	
57	Pan-Atlantic University, Lagos	183	160	343	46.65
58	Paul University, Awka - Anambra State	0	0	0	
59	Redeemer's University, Ede	60	51	111	45.95
60	Renaissance University, Enugu	0	0	0	
61	Rhema University, Obeama-Asa - Rivers State	0	0	0	
62	Ritman University, Ikot Ekpene, Akwa Ibom	0	0	0	
63	Salem University, Lokoja	23	7	30	23.33
64	Samuel Adegboyega University, Ogwa.	0	0	0	
65	Summit University, Offa	0	0	0	
66	Tansian University, Umunya	0	0	0	
67	The Technical University, Ibadan	0	0	0	
68	University of Mkar, Mkar	23	4	27	14.81
69	Veritas University, Bwari	19	8	27	29.63
70	Wellspring University, Evbuobanosa - Edo State	0	0	0	
71	Wesley University. of Science & Technology, Ondo	0	0	0	
72	Western Delta University, Oghara Delta State	0	0	0	
	National	6,503	3,355	9858	34.03

Table 5.1.1b: Summary of Postgraduate Enrolment in Universities, 2017

Ownership	M	F	M+F	% F
Federal	109628	69163	178791	38.68
State	23373	11407	34780	32.80
Private	6,503	3,355	9858	34.03

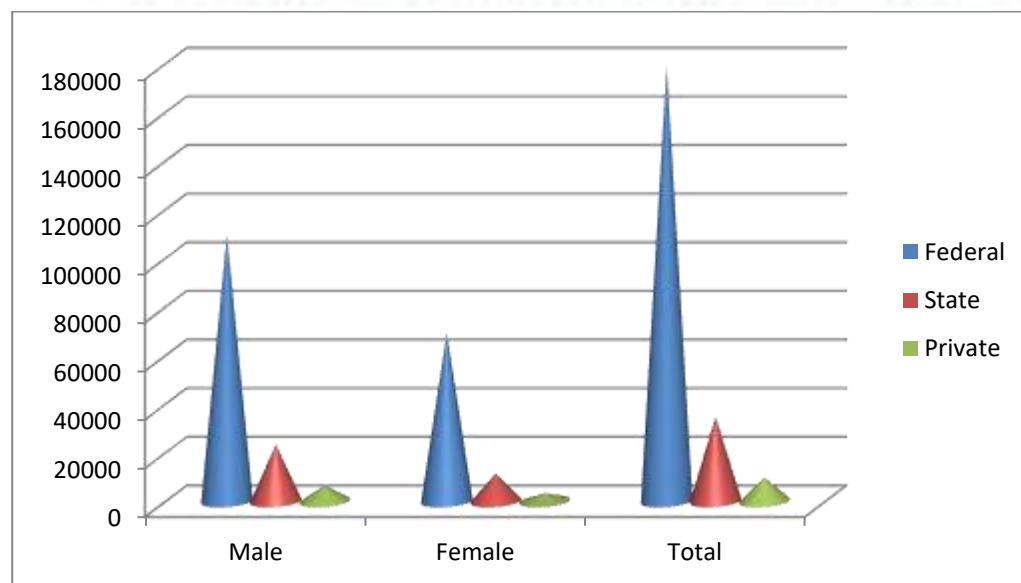


Fig 5.1.1b: Summary of Postgraduate Enrolment in Universities, 2017

Table 5.1.7: Undergraduate and Postgraduate Enrolment in Federal Universities, 2017

S/N	University	Male	Female	Total	% Female
1	Abubakar Tafawa Balewa University, Bauchi	14860	3920	18780	20.87
2	Ahmadu Bello University, Zaria	33264	15689	48953	32.05
3	Bayero University, Kano	30097	13683	43780	31.25
4	Federal University Gashua, Yobe	1727	478	2205	21.68
5	Federal University Gusau	0	0	0	0
6	Federal University of Agriculture, Abeokuta	10158	7301	17459	41.82
7	Federal University of Petroleum Resources, Effurun	2408	469	2877	16.3
8	Federal University of Technology, Akure	13928	5213	19141	27.23
9	Federal University of Technology, Minna	15597	5023	20620	24.36
10	Federal University of Technology, Owerri	16218	6257	22475	27.84
11	Federal University, Birnin Kebbi	2746	1100	3846	28.6
12	Federal University, Dutse, Jigawa State	3626	1209	4835	25.01
13	Federal University, Dutsin-Ma, Katsina	757	305	1062	28.72
14	Federal University, Kashere, Gombe State	3591	1103	4694	23.5
15	Federal University, Lafia, Nasarawa State	1318	782	2096	37.31
16	Federal University, Lokoja, Kogi State	1728	1173	2901	40.43
17	Federal University, Otuoke, Bayelsa	3543	2501	6051	41.33
18	Federal University, Oye-Ekiti, Ekiti State	5228	5348	10576	50.57
19	Federal University, Wukari, Taraba State	3698	1640	5338	30.72
20	Michael Okpara University of Agricultural Umudike	23916	21434	45350	47.26
21	National Open University of Nigeria, Lagos	264496	206265	470761	43.82
22	Nigeria Police Academy, Wudil	1824	233	2057	11.33
23	Nigerian Defence Academy Kaduna	2466	350	2816	12.43
24	Nnamdi Azikiwe University, Awka	20071	20271	40342	50.25
25	Obafemi Awolowo University, Ile-Ife	16141	13193	29334	44.98
26	University of Abuja, Gwagwalada	15274	13818	33552	41.18
27	University of Agriculture, Makurdi	10931	5038	15969	31.55
28	University of Benin	24922	21188	46110	45.95
29	University of Calabar	15384	17595	33343	52.77
30	University of Ibadan	12889	11590	24479	47.35
31	University of Ilorin	27419	25078	52497	47.77
32	University of Jos	10969	8800	19769	44.51
33	University of Lagos	30869	28388	59257	47.91
34	University of Maiduguri	33294	14866	48160	30.87
35	University of Nigeria, Nsukka	25788	21383	47171	45.33
36	University of Port-Harcourt	18345	21990	40335	54.52
37	University of Uyo	12435	11438	23873	47.91
38	Usmanu Danfodiyo University	16199	5765	21964	26.25
	National	1,079,392	816,351	1,962,364	42

STATISTICS & NEMIS

Table 5.1.8: Undergraduate and Postgraduate Enrolment in State Universities, 2017

S/N	University	Male	Female	Total	% Female
1	Abia State University, Uturu	11047	12248	23295	52.58
2	Adamawa State University Mubi	5879	2902	8781	33.05
3	Adekunle Ajasin University, Akungba	11293	9351	20644	45.3
4	Akwa Ibom State University, Ikot Akpaden	3358	4081	7439	54.86
5	Ambrose Alli University, Ekpoma	20170	13314	33484	39.76
6	Benue State University, Makurdi	14846	11198	26060	42.97
7	Cross River State University of Science & Technology, Calabar	9457	6157	15614	39.43
8	Delta State University Abraka	9198	12093	21291	56.8
9	Eastern Palm University Ogboko, Imo State	14	18	32	56.25
10	Ebonyi State University, Abakaliki	0	0	25000	0
11	Edo University Iyamo	263	271	534	50.75
12	Ekiti State University	0	0	22612	0
13	Enugu State University of Science and Technology, Enugu	9911	10148	20059	50.59
14	Gombe State University, Gombe	7308	3996	11304	35.35
15	Ibrahim Badamosi Babangida University, Lapai	7185	4023	10,758	37.4
16	Ignatius Ajuru University of Education, Rumuolumeni	3141	4703	7844	59.96
17	Imo State University, Owerri	10744	12538	23282	53.85
18	Kaduna State University, Kaduna	8,537	7,028	15,565	45.15
19	Kebbi State University of Science and Technology	3413	613	4026	15.23
20	Kogi State University Anyigba	11207	7751	18958	40.89
21	Kwara State University, Ilorin	7020	6480	13500	48
22	Ladoke Akintola University of Technology, Ogbomoso	13858	11260	25118	44.83
23	Lagos State University, Ojo	12255	12845	25100	51.18
24	Nasarawa State University Keffi	23570	10740	34310	31.3
25	Olabisi Onabanjo University, Ago Iwoye	16807	14905	31712	47
26	Ondo State University of Medical Sciences	500	611	1111	55
27	Ondo State University of Science and Technology Okitipupa	1275	697	1972	35.34
28	Osun State University Osogbo	6205	6053	12258	49.38
29	Plateau State University Bokkos	1878	1213	3091	39.24
30	Sokoto State University, Sokoto	2831	783	3614	21.67
31	Sule Lamido University, Kafin Hausa, Jigawa	2281	627	2908	21.56
32	Tai Solarin University of Education Ijebu Ode	8385	11910	20295	58.68
33	Taraba State University, Jalingo	2617	1685	4302	39.17
34	Umar Musa Yar' Adua University Katsina	7265	4454	11719	38.01
35	Yobe State University, Damaturu	4227	1678	5905	28.42
36	Yusuf Maitama Sule University Kano	3867	2763	6513	42.42
	National	261,812	211,137	472,949	44.64

Table 5.1.9: Undergraduate and Postgraduate Enrolment in Private Universities, 2017

S/N	University	Male	Female	Total	% Female
1	Achievers University, Owo	235	132	367	35.97
2	Adeleke University, Ede	1178	1276	2454	52.00
3	Afe Babalola University, Ado-Ekiti - Ekiti State	3474	3693	7167	51.53
4	African University of Science & Technology, Abuja	124	45	169	26.63
5	Ajayi Crowther University, Ibadan	1359	964	2323	41.50
6	Alex Ekwueme Federal University, Ndufu Alike, Ikwu	2717	2520	5237	48.12
7	Al-Hikmah University, Ilorin	1626	1242	2868	43.31
8	Al-Qalam University, Katsina	2254	2486	4740	52.45
9	American University of Nigeria, Yola	669	451	1120	40.27
10	Anchor University Ayobo Lagos State	102	123	225	54.67
11	Arthur Javis University Akpabuyo Cross River State	24	25	49	51.02
12	Augustine University, Ilara Epe	69	70	139	50.36
13	Babcock University, Ilishan-Remo	4592	5396	9988	54.02
14	Baze University	707	567	1274	44.51
15	Bells University of Technology, Ota	1179	959	2138	44.86
16	Benson Idahosa University, Benin City	1279	1585	2864	55.34
17	Bingham University	1282	1596	2878	55.46
18	Bowen University, Iwo	1736	2439	4175	58.42
19	Caleb University, Lagos	1658	1081	2739	39.47

20	Caritas University, Enugu	1047	562	1609	34.93
21	Chrisland University	55	58	113	51.33
22	Christopher University Mowe	37	29	66	43.94
23	Clifford University Owerri Abia State	147	59	206	28.64
24	Coal City University Enugu State	40	42	82	51.22
25	Covenant University Ota	4487	3391	7878	43.04
26	Crawford University Igbesa	865	615	1480	41.55
27	Crescent University	1157	804	1961	41.00
28	Crown Hill University Eiyenkorin, Kwara State	20	17	37	45.95
29	Dominican University Ibadan Oyo State	43	1	44	2.27
30	Edwin Clark University, Kaigbodo	187	200	387	51.68
31	Eko University of Medicine and Health Sciences	0	0	0	
32	Elizade University, Ilara-Mokin	682	335	1017	32.94
33	Evangel University, Akaeze	215	200	415	48.19
34	Fountain University, Oshogbo	447	826	1273	64.89
35	Godfrey Okoye University, Ugwuomu-Nike - Enugu State	256	284	540	52.59
36	Gregory University, Uturu	345	271	616	43.99
37	Hallmark University	24	29	53	54.72
38	Hezekiah University, Umudi	46	26	72	36.11
39	Igbinedion University Okada	1778	2088	3866	54.01
40	Joseph Ayo Babalola University, Ikeji-Arakeji	1446	1203	2,649	45.41
41	Kings University	34	22	56	39.29
42	Kola-Daisi University, Ibadan	19	10	29	34.48
43	Kwararafa University, Wukari	500	447	947	47.20
44	Landmark University, Omu-Aran.	1643	929	2572	36.12
45	Lead City University, Ibadan	1260	1459	2719	53.66
46	Legacy University, Okija Anambra State	17	31	48	64.58
47	Madonna University, Okija	4738	7706	12444	61.93
48	Mcperson University, Seriki Sotayo, Ajebo	208	209	417	50.12
49	Micheal & Cecilia University	165	112	277	40.43
50	Modibbo Adama University of Technology, Yola	14491	8347	22838	36.55
51	Mountain Top University	319	290	609	47.62
52	Niger Delta University Yenagoa	0	0	0	
53	Nile University of Nigeria, Abuja	499	532	1031	51.60
54	Novena University	315	191	506	37.75
55	Oduduwa University, Ipetumodu - Osun State	513	766	1279	59.89
56	PAMO University of Medical Sciences Port Harcourt	0	0	0	
57	Pan-Atlantic University, Lagos	517	460	977	47.08
58	Paul University, Awka - Anambra State	200	152	352	43.18
59	Redeemer's University, Ede	820	875	1695	51.62
60	Renaissance University, Enugu	144	178	322	55.28
61	Rhema University, Obeama-Asa - Rivers State	189	206	395	52.15
62	Ritman University	142	98	240	40.83
63	Salem University, Lokoja	849	470	1319	35.63
64	Samuel Adegboyega University, Ogwa.	207	206	413	49.88
65	Summit University	51	52	103	50.49
66	Tansian University, Umunya	319	176	495	35.56
67	The Technical University, Ibadan	121	63	184	34.24
68	University of Mkar, Mkar	133	151	284	53.17
69	Veritas University	525	696	1221	57.00
70	Wellspring University, Evbuobanosa - Edo State	158	179	337	53.12
71	Wesley University. of Science & Technology, Ondo	307	281	588	47.79
72	Western Delta University, Oghara Delta State	465	353	818	43.15
	National	69,456	63,337	132,793	47.70

Table 5.1.10: Graduate Output in Federal Universities, 2017

S/N	University	Total	No. In First Class	% in First Class
1	Abubakar Tafawa Balewa University, Bauchi	2050	40	1.95
2	Ahmadu Bello University, Zaria	7000	16	0.23
3	Bayero University, Kano	5098	72	1.41
4	Federal University Gashua, Yobe			0
5	Federal University Gusau	0	0	0
6	Federal University of Agriculture, Abeokuta	2810	56	1.99
7	Federal University of Petroleum Resources, Effurun	254	10	3.94
8	Federal University of Technology, Akure	0	0	0
9	Federal University of Technology, Minna	3741	62	1.66
10	Federal University of Technology, Owerri	2387	18	0.75
11	Federal University, Birnin Kebbi	0	0	0
12	Federal University, Dutse, Jigawa State			0
13	Federal University, Dutsin-Ma, Katsina	481	24	4.99
14	Federal University, Kashere, Gombe State	453	12	2.65
15	Federal University, Lafia, Nasarawa State	300	15	5
16	Federal University, Lokoja, Kogi State	284	11	3.87
17	Federal University, Otuoke, Bayelsa	470	28	5.96
18	Federal University, Oye-Ekiti, Ekiti State	504	18	3.57
19	Federal University, Wukari, Taraba State	365	16	4.38
20	Michael Okpara University of Agricultural Umudike	2853	48	1.68
21	National Open University of Nigeria, Lagos	0	0	0
22	Nigeria Police Academy, Wudil	668	16	2.4
23	Nigerian Defence Academy Kaduna	573	3	0.52
24	Nnamdi Azikiwe University, Awka	6641	35	0.53
25	Obafemi Awolowo University, Ile-Ife	7723	105	1.36
26	University of Abuja, Gwagwalada	7148	16	0.22
27	University of Agriculture, Makurdi	0	0	0
28	University of Benin	10150	120	1.18
29	University of Calabar	11910	22	0.18
30	University of Ibadan	9270	186	2.01
31	University of Ilorin	6233	67	1.07
32	University of Jos	3930	0	0
33	University of Lagos	9600	231	2.41
34	University of Maiduguri	8663	36	0.42
35	University of Nigeria, Nsukka	10425	94	0.9
36	University of Port-Harcourt			0
37	University of Uyo	1206	27	0.02
38	Usmanu Danfodiyo University	2431	51	2.1
	National	125,621	1,455	1.16

Table 5.1.11: Graduate Output in State Universities, 2017

S/N	University	Total	No. In First Class	% in First Class
1	Abia State University, Uturu	3773	15	0.4
2	Adamawa State University Mubi	1777	11	0.62
3	Adekunle Ajasin University, Akungba	2182	21	0.96
4	Akwa Ibom State University, Ikot Akpaden	675	21	3.11
5	Ambrose Alli University, Ekpoma	2,265	11	0.49
6	Benue State University, Makurdi	10248	7	0.07
7	Cross River State University of Science & Technology, Calabar	5668	13	0.23
8	Delta State University Abraka	8519	35	0.41
9	Eastern Palm University Ogboko, Imo State	0	0	0
10	Ebonyi State University, Abakaliki	999	2	0.2
11	Edo University Iyamo			0
12	Ekiti State University	10603	37	0.35
13	Enugu State University of Science and Technology, Enugu	4619	7	0.15
14	Gombe State University, Gombe	951	19	2
15	Ibrahim Badamosi Babangida University, Lapai	1851	14	0.76
16	Ignatius Ajuru University of Education, Rumuolumeni	1468	6	0.41
17	Imo State University, Owerri	1880	9	0.48
18	Kaduna State University, Kaduna	1180	28	2.37
19	Kebbi State University of Science and Technology	264	8	3.03
20	Kogi State University Anyigba	4273	10	0.23
21	Kwara State University, Ilorin	1289	32	2.48
22	Ladoke Akintola University of Technology, Ogbomoso			0
23	Lagos State University, Ojo	28,300	26	0.09
24	Nasarawa State University Keffi	6031	20	0.33
25	Olabisi Onabanjo University, Ago Iwoye	5137	18	0.35
26	Ondo State University of Medical Sciences	0	0	0
27	Ondo State University of Science and Technology Okitipupa	104	0	0
28	Osun State University Osogbo	1307	54	4.13
29	Plateau State University Bokokos	335	3	0.9
30	Sokoto State University, Sokoto	232	7	3.02
31	Sule Lamido University, Kafin Hausa, Jigawa	70	2	2.86
32	Taraba State University, Jalingo	1437	9	0.63
33	Tai Solarin University of Education Ijebu Ode	2305	27	1.17
34	Umar Musa Yar' Adua University Katsina	1405	9	0.64
35	Yobe State University, Damaturu	360	18	5
36	Yusuf Maitama Sule University Kano	597	24	4.02
	National	112,104	523	0.47

Table5.1.12: Graduate Output in Private Universities, 2017

S/N	University	Total	No. In First Class	% in First Class
1	Achievers University, Owo	340	31	9.12
2	Adeleke University, Ede	0	0	0
3	Afe Babalola University, Ado-Ekiti - Ekiti State	3533	218	6.17
4	African University of Science & Technology, Abuja	109	0	0
5	Ajayi Crowther University, Ibadan	353	18	5.1
6	Alex Ekwueme Federal University, Ndufu Alike, Ikwo	245	22	8.98
7	Al-Hikmah University, Ilorin	827	16	1.93
8	Al-Qalam University, Katsina	1239	10	0.81
9	American University of Nigeria, Yola	89	12	13.48
10	Anchor University Ayobo Lagos State	0	0	0
11	Arthur Jarvis University Akpabuyo Cross River State	0	0	0
12	Augustine University	0	0	0
13	Babcock University, Ilishan-Remo	1774	93	5.24
14	Baze University	244	16	6.56
15	Bells University of Technology, Ota	432	37	8.56
16	Benson Idahosa University, Benin City	776	44	5.67
17	Bingham University	312	17	5.45
18	Bowen University, Iwo	1017	80	7.87
19	Caleb University, Lagos	0	0	0
20	Caritas University, Enugu	323	10	3.1
21	Chrisland University			0
22	Christopher University Mowe	0	0	0
23	Clifford University Owerinta Abia State			0
24	Coal City University Enugu State			0
25	Covenant University Ota	1107	188	16.98
26	Crawford University Igbesa	270	22	8.15
27	Crescent University	467	16	3.43
28	Crown Hill University Eiyenkorin, Kwara State	0	0	0
29	Dominican University Ibadan Oyo State	0	0	0
30	Edwin Clark University, Kaigbodo	0	0	0
31	Eko University of Medicine and Health Sciences	0	0	0
32	Elizade University, Ilara-Mokin	35	5	14.29
33	Evangel University, Akaeze	190	6	3.16
34	Fountain University, Oshogbo	0	0	0
35	Godfrey Okoye University, Ugwuomu-Nike - Enugu State	324	9	2.78
36	Gregory University, Uturu	-	-	-
37	Hallmark University	0	0	0
38	Hezekiah University, Umudi	0	0	0
39	Igbinedion University Okada	688	11	1.6
40	Joseph Ayo Babalola University, Ikeji-Arakeji	563	23	4.09
41	Kings University	0	0	0
42	Kola-Daisi University, Ibadan	0	0	0
43	Kwararafa University, Wukari	0	0	0
44	Landmark University, Omu-Aran.	486	66	13.58
45	Lead City University, Ibadan	464	38	8.19
46	Legacy University, Okija Anambra State	0	0	0
47	Madonna University, Okija	2193	19	0.87
48	Mcperson University, Seriki Sotayo, Ajebo	46	4	8.7
49	Micheal & Cecilia University			0
50	Modibbo Adama University of Technology, Yola	5156	40	0.78
51	Mountain Top University	0	0	0
52	Niger Delta University Yenagoa	1846	14	0.76
53	Nile University of Nigeria, Abuja	99	11	11.11
54	Novena University	540	16	2.96

55	Oduduwa University, Ipetumodu - Osun State	529	29	5.48
56	PAMO University of Medical Sciences Port Harcourt	0	0	0
57	Pan-Atlantic University, Lagos	195	0	0
58	Paul University, Awka - Anambra State	49	3	6.12
59	Redeemer's University, Ede	487	22	4.52
60	Renaissance University, Enugu	0	0	0
61	Rhema University, Obeama-Asa - Rivers State	29	2	6.9
62	Ritman University	0	0	0
63	Salem University, Lokoja	381	12	3.15
64	Samuel Adegboyega University, Ogwa.	77	11	14.29
65	Summit University	0	0	0
66	Tansian University, Umunya	0	0	0
67	The Technical University, Ibadan	0	0	0
68	University of Mkar, Mkar	253	5	1.98
69	Veritas University	110	11	10
70	Wellspring University, Evbuobanosa - Edo State	59	6	10.17
71	Wesley University. of Science & Technology, Ondo	179	13	7.26
72	Western Delta University, Oghara Delta State	133	2	1.5
	National	28,568	1,228	4.30

Table 5.1.1c: Graduate Output in Universities, 2017

Ownership	Total	No. In First Class	% in First Class
Federal	125,621	1,455	1.16
State	112,104	523	0.47
Private	28,568	1,228	4.3

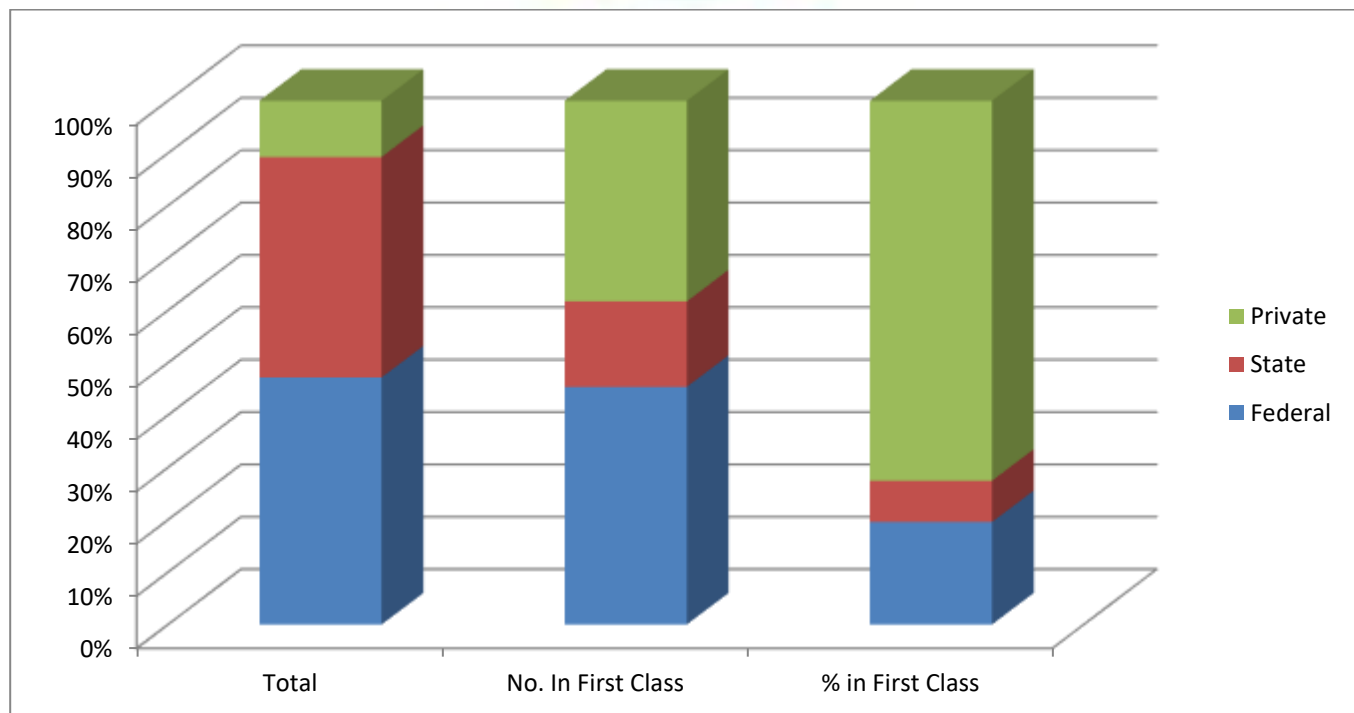


Fig. 5.1.1c: Graduate Output in Universities, 2017

Table 5.1.13: Percentage of Students in Science-Related Courses in Federal Universities, 2017

S/N	University	% in science-related courses
1	Abubakar Tafawa Balewa University, Bauchi	97
2	Ahmadu Bello University, Zaria	62.4
3	Bayero University, Kano	37.8
4	Federal University Gashua, Yobe	55.9
5	Federal University Gusau	0
6	Federal University of Agriculture, Abeokuta	85
7	Federal University of Petroleum Resources, Effurun	100
8	Federal University of Technology, Akure	91
9	Federal University of Technology, Minna	100
10	Federal University of Technology, Owerri	99.9
11	Federal University, Birnin Kebbi	62.3
12	Federal University, Dutse, Jigawa State	60.7
13	Federal University, Dutsin-Ma, Katsina	59.13
14	Federal University, Kashere, Gombe State	31
15	Federal University, Lafia, Nasarawa State	44
16	Federal University, Lokoja, Kogi State	48.95
17	Federal University, Otuoke, Bayelsa	52.3
18	Federal University, Oye-Ekiti, Ekiti State	51
19	Federal University, Wukari, Taraba State	47.2
20	Michael Okpara University of Agricultural Umudike	97
21	National Open University of Nigeria, Lagos	36
22	Nigeria Police Academy, Wudil	36
23	Nigerian Defence Academy Kaduna	64
24	Nnamdi Azikiwe University, Awka	49.9
25	Obafemi Awolowo University, Ile-Ife	54.1
26	University of Abuja, Gwagwalada	31.68
27	University of Agriculture, Makurdi	81
28	University of Benin	62.6
29	University of Calabar	46.8
30	University of Ibadan	56.08
31	University of Ilorin	54.3
32	University of Jos	61
33	University of Lagos	48.5
34	University of Maiduguri	59.25
35	University of Nigeria, Nsukka	61.6
36	University of Port-Harcourt	68
37	University of Uyo	59.74
38	Usmanu Danfodiyo University	50

Table 5.1.14: Percentage of Students in Science-Related Courses in State Universities, 2017

S/N	University	% in science-related courses
1	Abia State University, Uturu	62
2	Adamawa State University Mubi	38
3	Adekunle Ajasin University, Akungba	43.7
4	Akwa Ibom State University, Ikot Akpaden	63
5	Ambrose Alli University, Ekpoma	37
6	Benue State University, Makurdi	15.1
7	Cross River State University of Science & Technology, Calabar	40.1
8	Delta State University Abraka	54.14
9	Eastern Palm University Ogboko, Imo State	37.5
10	Ebonyi State University, Abakaliki	40.07
11	Edo University Iyamo	80
12	Ekiti State University	60
13	Enugu State University of Science and Technology, Enugu	58.83
14	Gombe State University, Gombe	52
15	Ibrahim Badamosi Babangida University, Lapai	30.52
16	Ignatius Ajuru University of Education, Rumuolumeni	43
17	Imo State University, Owerri	62
18	Kaduna State University, Kaduna	55
19	Kebbi State University of Science and Technology	100
20	Kogi State University Anyigba	30.1
21	Kwara State University, Ilorin	52
22	Ladoke Akintola University of Technology, Ogbomosho	100
23	Lagos State University, Ojo	36.63
24	Nasarawa State University Keffi	60
25	Olabisi Onabanjo University, Ago Iwoye	44.2
26	Ondo State University of Medical Sciences	100
27	Ondo State University of Science and Technology Okitipupa	100
28	Osun State University Osogbo	42.62
29	Plateau State University Boko	38.9
30	Sokoto State University, Sokoto	55.61
31	Sule Lamido University, Kafin Hausa, Jigawa	46.6
32	Tai Solarin University of Education Ijebu Ode	21
33	Taraba State University, Jalingo	21.5
34	Umar Musa Yar' Adua University Katsina	59
35	Yobe State University, Damaturu	38
36	Yusuf Maitama Sule University Kano	30.43

FEDERAL MINISTRY OF EDUCATION
STATISTICS & NEMIS

Table 5.1.15: Percentage of Students in Science-Related Courses in Private Universities, 2017

S/N	University	% in science-related courses
1	Achievers University, Owo	62.4
2	Adeleke University, Ede	33.6
3	Afe Babalola University, Ado-Ekiti - Ekiti State	61.04
4	African University of Science & Technology, Abuja	100
5	Ajayi Crowther University, Ibadan	27
6	Alex Ekwueme Federal University, Ndufu Alike, Ikwo	52.2
7	Al-Hikmah University, Ilorin	0.74
8	Al-Qalam University, Katsina	38
9	American University of Nigeria, Yola	49
10	Anchor University Ayobo Lagos State	51.4
11	Arthur Jarvis University Akpabuyo Cross River State	38.8
12	Augustine University	34.53
13	Babcock University, Ilishan-Remo	41
14	Baze University	33
15	Bells University of Technology, Ota	26.5
16	Benson Idahosa University, Benin City	22
17	Bingham University	58
18	Bowen University, Iwo	52.2
19	Caleb University, Lagos	25
20	Caritas University, Enugu	43.01
21	Chrisland University	26.5
22	Christopher University Mowe	
23	Clifford University Owerrinta Abia State	0
24	Coal City University Enugu State	53.6
25	Covenant University Ota	64.51
26	Crawford University Igbesa	30
27	Crescent University	25.5
28	Crown Hill University Eiyenkorin, Kwara State	54.05
29	Dominican University Ibadan Oyo State	16
30	Edwin Clark University, Kaigbodo	10.1
31	Eko University of Medicine and Health Sciences	0
32	Elizade University, Ilara-Mokin	54
33	Evangel University, Akaeze	55
34	Fountain University, Oshogbo	45.2
35	Godfrey Okoye University, Ugwuomu-Nike - Enugu State	60
36	Gregory University, Uturu	61.04
37	Hallmark University	47.16
38	Hezekiah University, Umudi	62.5
39	Igbinedion University Okada	60
40	Joseph Ayo Babalola University, Ikeji-Arakeji	32.6
41	Kings University	34.64
42	Kola-Daisi University, Ibadan	55.17
43	Kwararafa University, Wukari	10
44	Landmark University, Omu-Aran.	67.5
45	Lead City University, Ibadan	24
46	Legacy University, Okija Anambra State	38
47	Madonna University, Okija	65.4
48	Mcpheerson University, Seriki Sotayo, Ajebo	37
49	Micheal & Cecilia University	35
50	Modibbo Adama University of Technology, Yola	77.01
51	Mountain Top University	58

52	Niger Delta University Yenagoo	35.6
53	Nile University of Nigeria, Abuja	65.45
54	Novena University	36.96
55	Oduduwa University, Ipetumodu - Osun State	45
56	PAMO University of Medical Sciences Port Harcourt	0
57	Pan-Atlantic University, Lagos	0
58	Paul University, Awka - Anambra State	30.5
59	Redeemer's University, Ede	24.6
60	Renaissance University, Enugu	48.6
61	Rhema University, Obeama-Asa - Rivers State	48.89
62	Ritman University	31.28
63	Salem University, Lokoja	22.67
64	Samuel Adegboyega University, Ogwa.	36
65	Summit University	39.8
66	Tansian University, Umunya	0
67	The Technical University, Ibadan	100
68	University of Mkar, Mkar	36.27
69	Veritas University	30
70	Wellspring University, Evbuobanosa - Edo State	26.41
71	Wesley University. of Science & Technology, Ondo	0
72	Western Delta University, Oghara Delta State	36.7

Table 5.1.16: Academic Staff Strength in Federal Universities, 2017

S/N	University	Male	Female	Total	% Female
1	Abubakar Tafawa Balewa University, Bauchi	832	90	922	9.76
2	Ahmadu Bello University, Zaria	2387	532	2919	18.23
3	Bayero University, Kano	1352	278	1630	17.06
4	Federal University Gashua, Yobe	138	12	150	8
5	Federal University Gusau	0	0	0	0
6	Federal University of Agriculture, Abeokuta	428	164	592	27.7
7	Federal University of Petroleum Resources, Effurun	149	34	183	18.58
8	Federal University of Technology, Akure	759	174	933	18.65
9	Federal University of Technology, Minna	710	123	833	14.77
10	Federal University of Technology, Owerri	612	200	812	24.63
11	Federal University, Birnin Kebbi	308	15	323	4.64
12	Federal University, Dutse, Jigawa State	449	52	501	10.38
13	Federal University, Dutsin-Ma, Katsina	110	16	126	12.7
14	Federal University, Kashere, Gombe State	445	44	489	9
15	Federal University, Lafia, Nasarawa State	214	55	269	20.45
16	Federal University, Lokoja, Kogi State	152	34	186	18.28
17	Federal University, Otuoke, Bayelsa	203	46	249	17.76
18	Federal University, Oye-Ekiti, Ekiti State	344	110	454	24.23
19	Federal University, Wukari, Taraba State	354	69	423	16.31
20	Michael Okpara University of Agricultural Umudike	552	445	997	44.63
21	National Open University of Nigeria, Lagos	224	152	376	40.43
22	Nigeria Police Academy, Wudil	145	9	154	5.84
23	Nigerian Defence Academy Kaduna	165	52	217	23.96
24	Nnamdi Azikiwe University, Awka	729	491	1220	40.25
25	Obafemi Awolowo University, Ile-Ife	1038	361	1399	25.8
26	University of Abuja, Gwagwalada	488	166	654	25.38
27	University of Agriculture, Makurdi	587	169	756	22.35
28	University of Benin	1318	566	1884	30.04
29	University of Calabar	1204	541	1745	31
30	University of Ibadan	1075	449	1524	29.46
31	University of Ilorin	1122	367	1489	24.65
32	University of Jos	955	382	1337	28.57
33	University of Lagos	1079	548	1627	33.68

34	University of Maiduguri	1017	316	1333	23.71
35	University of Nigeria, Nsukka	1436	638	2074	30.76
36	University of Port-Harcourt	973	519	1492	34.79
37	University of Uyo	983	300	1283	23.38
38	Usmanu Danfodiyo University	1171	81	1252	6.47
	National	26,207	8,600	34,807	24.71

Table 5.1.17: Academic Staff Strength in State Universities, 2017

S/N	University	Male	Female	Total	% Female
1	Abia State University, Uturu	531	176	707	24.89
2	Adamawa State University Mubi	265	28	293	9.56
3	Adekunle Ajasin University, Akungba	331	116	447	25.95
4	Akwa Ibom State University, Ikot Akpaden	327	98	425	23.06
5	Ambrose Alli University, Ekpoma	523	131	654	20.03
6	Benue State University, Makurdi	351	129	480	26.88
7	Cross River State University of Science & Technology, Calabar	326	69	395	17.47
8	Delta State University Abraka	618	129	747	17.27
9	Eastern Palm University Ogboko, Imo State	11	5	16	31.25
10	Ebonyi State University, Abakaliki	699	192	891	21.55
11	Edo University Iyamo	77	15	92	16.3
12	Ekiti State University	632	100	732	13.66
13	Enugu State University of Science and Technology, Enugu	572	146	718	20.33
14	Gombe State University, Gombe	603	326	929	35.09
15	Ibrahim Badamosi Babangida University, Lapai	206	41	247	16.6
16	Ignatius Ajuru University of Education, Rumuolumeni	318	126	444	28.19
17	Imo State University, Owerri	405	333	738	45.12
18	Kaduna State University, Kaduna	408	127	535	23.74
19	Kebbi State University of Science and Technology	240	13	253	5.14
20	Kogi State University Anyigba	312	52	364	14.29
21	Kwara State University, Ilorin	310	115	425	27.06
22	Ladoke Akintola University of Technology, Ogbomoso	470	115	585	19.66
23	Lagos State University, Ojo	553	159	712	22.33
24	Nasarawa State University Keffi	429	119	548	21.72
25	Olabisi Onabanjo University, Ago Iwoye	496	133	629	21.01
26	Ondo State University of Medical Sciences	106	34	140	24.29
27	Ondo State University of Science and Technology Okitipupa	47	9	56	16.07
28	Osun State University Osogbo	288	82	370	22.16
29	Plateau State University Boko	122	34	156	21.79
30	Sokoto State University, Sokoto	159	52	211	24.64
31	Sule Lamido University, Kafin Hausa, Jigawa	184	11	195	5.64
32	Tai Solarin University of Education Ijebu Ode	210	82	292	28.08
33	Taraba State University, Jalingo	312	232	544	42.65
34	Umar Musa Yar' Adua University Katsina	499	58	557	10.41
35	Yobe State University, Damaturu	288	27	315	8.57
36	Yusuf Maitama Sule University Kano	263	64	327	19.57
	Natioanl	12,491	3,678	16,169	22.75

Table 5.1.18: Academic Staff Strength in Private Universities, 2017

S/N	University	Male	Female	Total	% Female
1	Achievers University, Owo	85	9	94	9.57
2	Adeleke University, Ede	79	42	121	34.71
3	Afe Babalola University, Ado-Ekiti - Ekiti State	275	102	377	26.84
4	African University of Science & Technology, Abuja	52	2	54	3.7
5	Ajayi Crowther University, Ibadan	93	33	126	26.19
6	Alex Ekwueme Federal University, Ndufu Alike, Ikwo	416	123	539	22.82
7	Al-Hikmah University, Ilorin	126	31	157	19.75
8	Al-Qalam University, Katsina	228	9	237	3.8
9	American University of Nigeria, Yola	75	20	95	21.05
10	Anchor University Ayobo Lagos State	34	9	43	20.93
11	Arthur Javis University Akpabuyo Cross River State	23	9	32	28.13
12	Augustine University	32	11	43	25.58
13	Babcock University, Ilishan-Remo	324	163	487	33.47
14	Baze University	162	64	226	28.32
15	Bells University of Technology, Ota	116	55	171	32.16
16	Benson Idahosa University, Benin City	140	51	191	26.7
17	Bingham University	-	-	0	
18	Bowen University, Iwo	231	100	331	30.21
19	Caleb University, Lagos	62	17	79	21.52
20	Caritas University, Enugu	165	45	210	21.43
21	Chrisland University	21	14	35	40
22	Christopher University Mowe	39	18	57	31.58
23	Clifford University Owerrinta Abia State	30	18	48	37.5
24	Coal City University Enugu State	14	9	23	39.13
25	Covenant University Ota	353	179	532	33.65
26	Crawford University Igbesa	58	16	74	21.62
27	Crescent University	102	30	132	22.73
28	Crown Hill University Eiyenkorin, Kwara State	22	4	26	15.38
29	Dominican University Ibadan Oyo State	19	3	22	13.64
30	Edwin Clark University, Kaigbodo	80	9	89	10.11
31	Eko University of Medicine and Health Sciences	0	0	0	0
32	Elizade University, Ilara-Mokin	82	23	105	21.9
33	Evangel University, Akaeze	101	31	132	23.48
34	Fountain University, Oshogbo	63	42	105	40
35	Godfrey Okoye University, Ugwuomu-Nike - Enugu State	183	85	268	31.72
36	Gregory University, Uturu	100	51	151	33.77
37	Hallmark University	28	12	40	30
38	Hezekiah University, Umudi	47	12	59	20.34
39	Igbinedion University Okada	149	39	188	20.74
40	Joseph Ayo Babalola University, Ikeji-Arakeji		37	37	19.58
41	Kings University	31	11	42	26.19
42	Kola-Daisi University, Ibadan	11	5	16	31.25
43	Kwararafa University, Wukari	63	8	71	11.27
44	Landmark University, Omu-Aran.	180	39	219	17.97
45	Lead City University, Ibadan	122	86	208	41.35
46	Legacy University, Okija Anambra State	19	6	25	24
47	Madonna University, Okija	349	157	506	31.03
48	Mcpherson University, Seriki Sotayo, Ajebo	79	22	101	21.78
49	Micheal & Cecilia University	29	13	42	30.95
50	Modibbo Adama University of Technology, Yola	553	64	617	10.37
51	Mountain Top University	56	9	65	13.85
52	Niger Delta University Yenagoa	668	165	833	19.81
53	Nile University of Nigeria, Abuja	135	38	173	21.97
54	Novena University	113	18	131	13.74
55	Oduduwa University, Ipetumodu - Osun State	180	25	205	12.2
56	PAMO University of Medical Sciences Port Harcourt	0	0	0	0
57	Pan-Atlantic University, Lagos	50	20	70	28.57
58	Paul University, Awka - Anambra State	94	38	132	28.79
59	Redeemer's University, Ede	103	38	141	26.95
60	Renaissance University, Enugu	85	41	126	32.54
61	Rhema University, Obeama-Asa - Rivers State	44	8	52	15.38

62	Ritman University	33	6	39	15.38
63	Salem University, Lokoja	45	15	60	25
64	Samuel Adegboyega University, Ogwa.	46	9	55	16.36
65	Summit University	29	2	31	6.25
66	Tansian University, Umunya	38	17	55	30.91
67	The Technical University, Ibadan	20	3	23	13.04
68	University of Mkar, Mkar	162	39	201	19.4
69	Veritas University	122	60	182	27.27
70	Wellspring University, Evbuobanosa - Edo State	47	8	55	14.55
71	Wesley University. of Science & Technology, Ondo	80	14	94	14.89
72	Western Delta University, Oghara Delta State	64	12	76	15.79
	National	7,859	2,523	10382	24.30

Table 5.1.19: Non-Teaching Staff Strength in Federal Universities, 2017

S/N	University	Male	Female	Total	% Female
1	Abubakar Tafawa Balewa University, Bauchi	1343	162	1505	10.76
2	Ahmadu Bello University, Zaria	6823	1680	8503	19.76
3	Bayero University, Kano	2249	410	2659	15.42
4	Federal University Gashua, Yobe	337	20	357	5.6
5	Federal University Gusau	0	0	0	0
6	Federal University of Agriculture, Abeokuta	1137	604	1741	34.69
7	Federal University of Petroleum Resources, Effurun	290	237	527	44.97
8	Federal University of Technology, Akure	870	518	1388	37.32
9	Federal University of Technology, Minna	545	268	813	32.96
10	Federal University of Technology, Owerri	1172	1123	2295	48.93
11	Federal University, Birnin Kebbi	218	23	241	9.54
12	Federal University, Dutse, Jigawa State	1098	168	1266	13.27
13	Federal University, Dutsin-Ma, Katsina	104	16	120	13.33
14	Federal University, Kashere, Gombe State	1050	188	1238	15.19
15	Federal University, Lafia, Nasarawa State	619	300	919	32.64
16	Federal University, Lokoja, Kogi State	483	230	713	32.3
17	Federal University, Otuoke, Bayelsa	925	799	1724	46.45
18	Federal University, Oye-Ekiti, Ekiti State	654	493	1147	42.98
19	Federal University, Wukari, Taraba State	751	441	1192	37
20	Michael Okpara University of Agricultural Umudike	875	930	1805	51.52
21	National Open University of Nigeria, Lagos	2046	1155	3201	36.08
22	Nigeria Police Academy, Wudil	318	49	367	13.35
23	Nigerian Defence Academy Kaduna	0	0	0	0
24	Nnamdi Azikiwe University, Awka	1280	1089	2369	45.97
25	Obafemi Awolowo University, Ile-Ife	2129	793	2922	27.14
26	University of Abuja, Gwagwalada	1344	454	1798	25.25
27	University of Agriculture, Makurdi	1382	609	1991	30.59
28	University of Benin	3149	2465	5614	43.91
29	University of Calabar	2460	2073	4533	45.73
30	University of Ibadan	2726	1496	4222	35.43
31	University of Ilorin	1814	1068	2882	37.06
32	University of Jos	0	0	0	0
33	University of Lagos	2200	1512	3712	40.73
34	University of Maiduguri	2168	1000	3168	31.57
35	University of Nigeria, Nsukka	2319	2043	4362	46.84
36	University of Port-Harcourt	1524	1603	3127	51.26
37	University of Uyo	1273	1241	2514	49.36
38	Usmanu Danfodiyo University	1790	180	1970	9.14
	National	51,465	27,440	78905	34.78

Table 5.1.20: Non-Teaching Staff Strength in State Universities, 2017

S/N	University	Male	Female	Total	% Female
1	Abia State University, Uturu	292	403	695	57.99
2	Adamawa State University Mubi	318	167	485	34.43
3	Adekunle Ajasin University, Akungba	608	424	1032	41.09
4	Akwa Ibom State University, Ikot Akpaden	575	436	1011	43.13
5	Ambrose Alli University, Ekpoma	1224	674	1898	35.51
6	Benue State University, Makurdi	763	389	1152	33.77
7	Cross River State University of Science & Technology, Calabar	364	261	625	41.76
8	Delta State University Abraka	780	686	1466	46.79
9	Eastern Palm University Ogboko, Imo State	19	8	27	29.63
10	Ebonyi State University, Abakaliki	998	877	1875	46.77
11	Edo University Iyamo	77	36	113	31.86
12	Ekiti State University	1110	802	1912	41.95
13	Enugu State University of Science and Technology, Enugu	564	611	1175	52
14	Gombe State University, Gombe	267	50	317	15.77
15	Ibrahim Badamosi Babangida University, Lapai	612	125	737	16.96
16	Ignatius Ajuru University of Education, Rumuolumeni	318	266	584	45.55
17	Imo State University, Owerri	456	471	927	50.81
18	Kaduna State University, Kaduna	506	217	723	30.01
19	Kebbi State University of Science and Technology	327	64	391	16.37
20	Kogi State University Anyigba	835	426	1261	33.78
21	Kwara State University, Ilorin	386	145	531	27.31
22	Ladoke Akintola University of Technology, Ogbomosho	865	562	1427	39.38
23	Lagos State University, Ojo	1165	610	1775	34.37
24	Nasarawa State University Keffi	285	271	556	48.74
25	Olabisi Onabanjo University, Ago Iwoye	406	394	800	49.25
26	Ondo State University of Medical Sciences	99	80	179	44.69
27	Ondo State University of Science and Technology Okitipupa	240	108	348	31.03
28	Osun State University Osogbo	234	150	384	39.06
29	Plateau State University Bokokos	187	74	261	28.35
30	Sokoto State University, Sokoto	188	23	211	10.9
31	Sule Lamido University, Kafin Hausa, Jigawa	318	1	319	0.31
32	Tai Solarin University of Education Ijebu Ode	319	225	544	41.36
33	Taraba State University, Jalingo	392	167	559	29.87
34	Umar Musa Yar' Adua University Katsina	446	63	509	12.38
35	Yobe State University, Damaturu	434	162	596	27.18
36	Yusuf Maitama Sule University Kano	605	91	696	13.07
	National	17,582	10,519	28,101	37.43

STATISTICS & NEMIS

Table 5.1.21: Non-Teaching Staff Strength in Private Universities, 2017

S/N	University	Male	Female	Total	% Female
1	Achievers University, Owo	76	94	170	55.29
2	Adeleke University, Ede	121	88	209	42.11
3	Afe Babalola University, Ado-Ekiti - Ekiti State	243	117	360	32.50
4	African University of Science & Technology, Abuja	43	17	60	28.33
5	Ajayi Crowther University, Ibadan	99	64	163	39.26
6	Alex Ekwueme Federal University, Ndufu Alike, Ikwo	460	339	799	42.43
7	Al-Hikmah University, Ilorin	206	134	340	39.41
8	Al-Qalam University, Katsina	135	18	153	11.76
9	American University of Nigeria, Yola	884	283	1167	24.25
10	Anchor University Ayobo Lagos State	41	23	64	35.94
11	Arthur Javis University Akpabuyo Cross River State	33	31	64	48.44
12	Augustine University	18	20	38	52.63
13	Babcock University, Ilishan-Remo	369	223	592	37.67
14	Baze University	64	40	104	38.46
15	Bells University of Technology, Ota	131	114	245	46.53
16	Benson Idahosa University, Benin City	153	72	225	32.00
17	Bingham University	-	-	0	
18	Bowen University, Iwo	396	324	720	45.00
19	Caleb University, Lagos	68	40	108	37.04
20	Caritas University, Enugu	33	50	83	60.24
21	Chrisland University	15	8	23	34.78
22	Christopher University Mowe	40	21	61	34.43
23	Clifford University Owerinta Abia State	40	29	69	42.03
24	Coal City University Enugu State	28	15	43	34.88
25	Covenant University Ota	334	263	597	44.05
26	Crawford University Igbesa	97	92	189	48.68
27	Crescent University	55	51	106	48.11
28	Crown Hill University Eiyenkorin, Kwara State	36	24	60	40.00
29	Dominican University Ibadan Oyo State	16	19	35	54.29
30	Edwin Clark University, Kaigbodo	41	36	77	46.75
31	Eko University of Medicine and Health Sciences	0	0	0	
32	Elizade University, Ilara-Mokin	86	40	126	31.75
33	Evangel University, Akaeze	60	30	90	33.33
34	Fountain University, Oshogbo	37	26	63	41.27
35	Godfrey Okoye University, Uguwuomu-Nike - Enugu State	153	227	380	59.74
36	Gregory University, Uturu	80	84	164	51.22
37	Hallmark University	26	29	55	52.73
38	Hezekiah University, Umudi	37	35	72	48.61
39	Igbinedion University Okada	264	93	357	26.05
40	Joseph Ayo Babalola University, Ikeji-Arakeji	110	91	201	45.27
41	Kings University	27	21	48	43.75
42	Kola-Daisi University, Ibadan	17	13	30	43.33
43	Kwararafa University, Wukari	101	65	166	39.16
44	Landmark University, Omu-Aran.	300	158	458	34.50
45	Lead City University, Ibadan	86	114	200	57.00
46	Legacy University, Okija Anambra State	20	21	41	51.22
47	Madonna University, Okija	187	299	486	61.52
48	Mcperson University, Seriki Sotayo, Ajebo	45	27	72	37.50
49	Micheal & Cecilia University	72	36	108	33.33
50	Modibbo Adama University of Technology, Yola	866	188	1054	17.84
51	Mountain Top University	41	33	74	44.59
52	Niger Delta University Yenagoa	1129	1454	2583	56.29
53	Nile University of Nigeria, Abuja	171	58	229	25.33
54	Novena University	75	95	170	55.88
55	Oduduwa University, Ipetumodu - Osun State	105	60	165	36.36
56	PAMO University of Medical Sciences Port Harcourt	0	0	0	
57	Pan-Atlantic University, Lagos	240	131	371	35.31
58	Paul University, Awka - Anambra State	37	48	85	56.47
59	Redeemer's University, Ede	134	91	225	40.44
60	Renaissance University, Enugu	46	91	137	66.42
61	Rhema University, Obeama-Asa - Rivers State	23	32	55	58.18

62	Ritman University	44	20	64	31.25
63	Salem University, Lokoja	60	44	104	42.31
64	Samuel Adegboyega University, Ogwa.	71	25	96	26.04
65	Summit University	9	3	12	25.00
66	Tansian University, Umunya	35	35	70	50.00
67	The Technical University, Ibadan	26	8	34	23.53
68	University of Mkar, Mkar	167	64	231	27.71
69	Veritas University	77	69	146	47.26
70	Wellspring University, Evbuobanosa - Edo State	26	19	45	42.22
71	Wesley University. of Science & Technology, Ondo	111	73	184	39.67
72	Western Delta University, Oghara Delta State	87	55	142	38.73
	National	9,563	6,754	16317	41.39

Table 5.1.22: Number of Full Professors in Federal Universities, 2017

S/N	University	Male	Female	Total	% Female
1	Abubakar Tafawa Balewa University, Bauchi	88	5	93	5.37
2	Ahmadu Bello University, Zaria	517	62	579	10.71
3	Bayero University, Kano	207	17	224	7.59
4	Federal University Gashua, Yobe	4	1	5	20
5	Federal University of Agriculture, Abeokuta	128	28	156	17.95
6	Federal University of Petroleum Resources, Effurun	13	4	17	23.53
7	Federal University of Technology, Akure	165	10	175	5.71
8	Federal University of Technology, Minna	77	7	84	8.33
9	Federal University of Technology, Owerri	116	21	137	15.33
10	Federal University, Birnin Kebbi	0	0	0	0
11	Federal University, Dutse, Jigawa State	43	6	49	12.24
12	Federal University, Dutsin-Ma, Katsina	23	2	25	8
13	Federal University, Kashere, Gombe State	28	0	28	0
14	Federal University, Lafia, Nasarawa State	8	2	10	20
15	Federal University, Lokoja, Kogi State	14	1	15	6.67
16	Federal University, Otuoke, Bayelsa	20	6	26	23.08
17	Federal University, Oye-Ekiti, Ekiti State	53	4	57	7.02
18	Federal University, Wukari, Taraba State	12	0	12	0
19	Michael Okpara University of Agricultural Umudike	93	38	131	29.01
20	National Open University of Nigeria, Lagos	36	7	43	16.28
21	Nigerian Defence Academy Kaduna	22	2	24	8.33
22	Nnamdi Azikiwe University, Awka	203	60	263	22.81
23	Obafemi Awolowo University, Ile-Ife	276	48	324	14.81
24	University of Abuja, Gwagwalada	123	24	147	16.33
25	University of Agriculture, Makurdi	91	9	100	9
26	University of Benin	278	87	365	23.84
27	University of Calabar	232	61	293	20.82
28	University of Ibadan	342	68	410	16.59
29	University of Ilorin	222	22	244	9.02
30	University of Jos	169	37	206	17.96
31	University of Lagos	178	63	241	26.14
32	University of Maiduguri	193	15	208	7.21
33	University of Nigeria, Nsukka	291	71	362	19.61
34	University of Port-Harcourt	193	103	296	34.8
35	University of Uyo	71	21	92	22.83
36	Usumanu Danfodiyo University	246	5	251	1.99
37	Federal University Gusau	0	0	0	0
38	Nigeria Police Academy, Wudil	4	0	4	0
	National	4,779	917	5,696	16.10

Table 5.1.23: Number of Full Professors in State Universities , 2017

S/N	University	Male	Female	Total	% Female
1	Abia State University, Uturu	98	19	117	16.24
2	Adamawa State University Mubi	8	0	8	0
3	Adekunle Ajasin University, Akungba	32	3	35	8.57
4	Akwa Ibom State University, Ikot Akpaden	26	5	31	16.13
5	Ambrose Alli University, Ekpoma	105	19	124	15.32
6	Benue State University, Makurdi	63	9	72	12.5
7	Cross River State University of Science &Technology, Calabar	25	8	33	24.24
8	Delta State University Abraka	122	17	139	12.23
9	Eastern Palm University Ogboko, Imo State	2	0	2	0
10	Ebonyi State University, Abakaliki	119	75	194	38.66
11	Edo University Iyamo	12	1	13	7.69
12	Ekiti State University	105	15	120	12.5
13	Enugu State University of Science and Technology, Enugu	154	24	178	13.48
14	Gombe State Univeristy, Gombe	0	0	0	0
15	Ibrahim Badamosi Babangida University, Lapai	30	3	33	9.09
16	Ignatius Ajuru University of Education,Rumuolumeni	24	9	33	27.27
17	Imo State University, Owerri	91	21	112	18.75
18	Kaduna State University, Kaduna	28	2	30	6.67
19	Kebbi State University of Science and Technology	47	1	48	2.08
20	Kogi State University Anyigba	50	8	58	13.79
21	Kwara State University, Ilorin	45	7	52	13.46
22	Ladoke Akintola University of Technology, Ogbomoso	87	15	102	14.71
23	Lagos State University, Ojo	79	17	96	17.71
24	Nasarawa State University Keffi	72	11	83	13.25
25	Olabisi Onabanjo University, Ago Iwoye	79	14	93	15.05
26	Ondo State University of Medical Sciences	19	2	21	9.52
27	Ondo State University of Science and Technology Okitipupa	6	0	6	0
28	Osun State University Osogbo	23	4	27	14.81
29	Plateau State University Bokkos	5	0	5	0
30	Sule Lamido University, Kafin Hausa, Jigawa	13	1	14	7.14
31	Tai Solarin University of Education Ijebu Ode	23	5	28	17.86
32	Taraba State University, Jalingo	11	38	49	77.55
33	Umar Musa Yar' Adua University Katsina	67	3	70	4.29
34	Yobe State University, Damaturu	28	5	33	15.15
35	Yusuf Maitama Sule University Kano	42	4	46	8.7
36	Sokoto State University, Sokoto	27	0	27	0
	National	1,767	365	2132	17.12

Table 5.1.24: Number of Full Professors in Private Universities, 2017

S/N	University	Male	Female	Total	% Female
1	Achievers University, Owo	8	0	8	0
2	Adeleke University, Ede	13	4	17	23.53
3	Afe Babalola University, Ado-Ekiti - Ekiti State	41	1	42	2.38
4	African University of Science & Technology, Abuja	32	0	32	0
5	Ajayi Crowther University, Ibadan	19	5	24	20.83
6	Alex Ekwueme Federal University, Ndufu Alike, Ikwo	39	5	44	11.36
7	Al-Hikmah University, Ilorin	18	0	18	0
8	Al-Qalam University, Katsina	31	0	31	0
9	American University of Nigeria, Yola	9	1	10	10
10	Anchor University Ayobo Lagos State	3	0	3	0
11	Arthur Jarvis University Akpabuyo Cross River State	5	2	7	28.57
12	Augustine University	5	1	6	16.67
13	Babcock University, Ilishan-Remo	66	13	79	16.46
14	Baze University	28	0	28	0
15	Benson Idahosa University, Benin City	0	0	0	
16	Bowen University, Iwo	26	3	29	10.34
17	Caleb University, Lagos	12	1	13	7.69
18	Caritas University, Enugu	24	3	27	11.11
19	Chrisland University	1	1	2	50
20	Christopher University Mowe	8	1	9	11.11
21	Clifford University Owerri Abia State	9	1	10	10
22	Coal City University Enugu State	3	0	3	0
23	Covenant University Ota	45	6	51	11.76
24	Crawford University Igbesa	6	2	8	25
25	Crescent University	17	0	17	0
26	Crown Hill University Eiyenkorin, Kwara State	5	0	5	0
27	Dominican University Ibadan Oyo State	2	0	2	0
28	Edwin Clark University, Kaigbodo	22	1	23	4.35
29	Eko University of Medicine and Health Sciences	0	0	0	
30	Elizade University, Ilara-Mokin	9	0	9	0
31	Evangel University, Akaeze	8	3	11	27.27
32	Fountain University, Oshogbo	5	1	6	16.67
33	Godfrey Okoye University, Ugwuomu-Nike - Enugu State	47	7	54	12.96
34	Hallmark University	4	0	4	0
35	Hezekiah University, Umudi	14	0	14	0
36	Igbinedion University Okada	55	9	64	14.06
37	Joseph Ayo Babalola University, Ikeji-Arakeji	14	0	14	0
38	Kings University	4	1	5	20
39	Kwararafa University, Wukari	4	0	4	0
40	Landmark University, Omu-Aran.	26	3	29	10.34
41	Lead City University, Ibadan	16	8	24	33.33
42	Legacy University, Okija Anambra State	2	0	2	0
43	Mcperson University, Seriki Sotayo, Ajebo	10	1	11	9.09
44	Micheal & Cecilia University	2	2	4	50
45	Modibbo Adama University of Technology, Yola	74	8	82	9.76
46	Mountain Top University	7	0	7	0
47	Niger Delta University Yenagoa	151	8	159	5.03
48	Nile University of Nigeria, Abuja	11	2	13	15.38
49	Oduduwa University, Ipetumodu - Osun State	24	1	25	4
50	PAMO University of Medical Sciences Port Harcourt	0	0	0	
51	Pan-Atlantic University, Lagos	7	1	8	12.5
52	Paul University, Awka - Anambra State	12	1	13	7.69
53	Redeemer's University, Ede	19	2	21	9.52
54	Renaissance University, Enugu	14	5	19	26.32

55	Rhema University, Obeama-Asa - Rivers State	6	2	8	25
56	Ritman University	1	0	1	0
57	Salem University, Lokoja	7	3	10	30
58	Samuel Adegboyega University, Ogwa.	2	2	4	50
59	Summit University	11	0	11	0
60	Tansian University, Umunya	6	0	6	0
61	The Technical University, Ibadan	13	1	14	7.14
62	University of Mkar, Mkar	24	4	28	14.29
63	Veritas University	0	0	0	
64	Wellspring University, Evbuobanosa - Edo State	8	0	8	0
65	Wesley University. of Science & Technology, Ondo	13	4	17	23.53
66	Western Delta University, Oghara Delta State	6	1	7	14.29
67	Bells University of Technology, Ota	10	2	12	16.67
68	Bingham University	-	-	0	
69	Gregory University, Uturu	19	1	20	5
70	Kola-Daisi University, Ibadan	3	0	3	0
71	Madonna University, Okija	72	10	82	12.20
72	Novena University	41	2	43	4.65
	National	1,278	146	1424	10.25

Source: NUC

Table 5.1.25: ICT Infrastructure in Federal Universities, 2017

S/N	University	Ratio of PC to students	Hours of availability of Wi-Fi per day
1	Abubakar Tafawa Balewa University, Bauchi	1:32	20
2	Ahmadu Bello University, Zaria	1:20	24
3	Bayero University, Kano	1:13	24
4	Federal University Gashua, Yobe	1:14	0
5	Federal University Gusau	0	0
6	Federal University of Agriculture, Abeokuta	1:15	24
7	Federal University of Petroleum Resources, Effurun	1:20	24
8	Federal University of Technology, Akure	1:10	24
9	Federal University of Technology, Minna	1:04	24
10	Federal University of Technology, Owerri	1:30	24
11	Federal University, Birnin Kebbi	1:30	20
12	Federal University, Dutse, Jigawa State	1:06	0
13	Federal University, Dutsin-Ma, Katsina	1:1	25
14	Federal University, Kashere, Gombe State	1:14	24
15	Federal University, Lafia, Nasarawa State	1:30	16
16	Federal University, Lokoja, Kogi State	1:13	18
17	Federal University, Otuoke, Bayelsa	16:07	24
18	Federal University, Oye-Ekiti, Ekiti State	1:09	8
19	Federal University, Wukari, Taraba State	0:01	24
20	Michael Okpara University of Agricultural Umudike	1:30	18
21	National Open University of Nigeria, Lagos		24
22	Nigeria Police Academy, Wudil	-	24
23	Nigerian Defence Academy Kaduna	1:14	8
24	Nnamdi Azikiwe University, Awka	1:04	24
25	Obafemi Awolowo University, Ile-Ife	1:10	24
26	University of Abuja, Gwagwalada	1:10	2
27	University of Agriculture, Makurdi	-	24
28	University of Benin	1:10	24
29	University of Calabar	1:48	24
30	University of Ibadan	1:15	24
31	University of Ilorin	1:15	24
32	University of Jos	1:05	8
33	University of Lagos	1:10	24

34	University of Maiduguri	1:27	24
35	University of Nigeria, Nsukka	1:01	24
36	University of Port-Harcourt	3:01	24
37	University of Uyo	1:02	3
38	Usmanu Danfodiyo University	3:01	24

Table 5.1.26: ICT Infrastructure in State Universities, 2017

S/N	University	Ratio of PC to students	Hours of availability of Wi-Fi per day
1	Abia State University, Uturu	1:30	20
2	Adamawa State University Mubi	1:25	9
3	Adekunle Ajasin University, Akungba	1:19	24
4	Akwa Ibom State University, Ikot Akpaden	1:01	6
5	Ambrose Alli University, Ekpoma		
6	Benue State University, Makurdi	1:55	24
7	Cross River State University of Science & Technology, Calabar	1:40	0
8	Delta State University Abraka	1:18	8
9	Eastern Palm University Ogboko, Imo State	1:1	24
10	Ebonyi State University, Abakaliki	1:17	7
11	Edo University Iyamo	2:01	24
12	Ekiti State University	1:10	12
13	Enugu State University of Science and Technology, Enugu	1:18	10
14	Gombe State University, Gombe	1:03	7
15	Ibrahim Badamosi Babangida University, Lapai	1:30	18
16	Ignatius Ajuru University of Education, Rumuolumeni	1:30	24
17	Imo State University, Owerri	1:50	5
18	Kaduna State University, Kaduna	1:20	8
19	Kebbi State University of Science and Technology	1:08	24
20	Kogi State University Anyigba	1:20	10
21	Kwara State University, Ilorin	1:10	10
22	Ladoke Akintola University of Technology, Ogbomoso	0:04	24
23	Lagos State University, Ojo	1:31	-
24	Nasarawa State University Keffi	1:56	24
25	Olabisi Onabanjo University, Ago Iwoye	1:20	10
26	Ondo State University of Medical Sciences	1:02	8
27	Ondo State University of Science and Technology Okitipupa	1:04	5
28	Osun State University Osogbo	1:40	50
29	Plateau State University Bokokos	1:15	24
30	Sokoto State University, Sokoto	1:05	24
31	Sule Lamido University, Kafin Hausa, Jigawa	1:07	24
32	Tai Solarin University of Education Ijebu Ode	1:08	12
33	Taraba State University, Jalingo	1:25	24
34	Umar Musa Yar' Adua University Katsina	1:13	9
35	Yobe State University, Damaturu	1:50	24
36	Yusuf Maitama Sule University Kano	1:10	8

Table 5.1.27: ICT Infrastructure in Private Universities, 2017

S/N	University	Ratio of PC to students	Hours of availability of Wi-Fi per day
1	Achievers University, Owo	1:20	8
2	Adeleke University, Ede	1:05	24
3	Afe Babalola University, Ado-Ekiti - Ekiti State	1:1	24
4	African University of Science & Technology, Abuja	1:02	24
5	Ajayi Crowther University, Ibadan	11:3	24
6	Alex Ekwueme Federal University, Ndufu Alike, Ikwo	1:09	24
7	Al-Hikmah University, Ilorin	1:17	24
8	Al-Qalam University, Katsina	1:02	24
9	American University of Nigeria, Yola	1:01	24
10	Anchor University Ayobo Lagos State	1:01	24
11	Arthur Javis University Akpabuyo Cross River State	2:01	8
12	Augustine University	1:03	18
13	Babcock University, Ilishan-Remo	1:13	24
14	Baze University	1.1	24
15	Bells University of Technology, Ota	-	-
16	Benson Idahosa University, Benin City	0:27	24
17	Bingham University	1:30	6
18	Bowen University, Iwo	1:08	21
19	Caleb University, Lagos	1:10	14
20	Caritas University, Enugu	1:07	24
21	Chrisland University	1:02	24
22	Christopher University Mowe	1:02	24
23	Clifford University Owerrinta Abia State	0	0
24	Coal City University Enugu State	5:01	24
25	Covenant University Ota	1:01	24
26	Crawford University Igbesa	1:01	24
27	Crescent University	1:06	14
28	Crown Hill University Eiyenkorin, Kwara State	3:02	8
29	Dominican University Ibadan Oyo State	1:01	24
30	Edwin Clark University, Kaigbodo	1:02	12
31	Eko University of Medicine and Health Sciences	0	0
32	Elizade University, Ilara-Mokin	25	75
33	Evangel University, Akaeze	1:02	5
34	Fountain University, Oshogbo	80	99
35	Godfrey Okoye University, Ugwuomu-Nike - Enugu State	1:04	24
36	Gregory University, Uturu	1:01	24
37	Hallmark University	1:02	15
38	Hezekiah University, Umudi	7:05	80
39	Igbinedion University Okada	1:08	24
40	Joseph Ayo Babalola University, Ikeji-Arakeji	1:05	18
41	Kings University	1:04	24
42	Kola-Daisi University, Ibadan	1:01	24
43	Kwararafa University, Wukari	1:12	
44	Landmark University, Omu-Aran.	1:11	24
45	Lead City University, Ibadan	1:15	24
46	Legacy University, Okija Anambra State	1:01	6
47	Madonna University, Okija	1:12	24
48	Mcperson University, Seriki Sotayo, Ajebo	1:02	20
49	Micheal & Cecilia University	4:01	90
50	Modibbo Adama University of Technology, Yola	1:13	18
51	Mountain Top University	1:01	8
52	Niger Delta University Yenagoa	1:10	24

53	Novena University	1:25	0
54	Oduduwa University, Ipetumodu - Osun State	1:02	24
55	PAMO University of Medical Sciences Port Harcourt	0	0
56	Pan-Atlantic University, Lagos	0	24
57	Paul University, Awka - Anambra State	1:02	10
58	Plateau State University Bokokos	1:15	24
59	Redeemer's University, Ede	1:03	24
60	Renaissance University, Enugu	0	5
61	Rhema University, Obeama-Asa - Rivers State	9:06	99.5
62	Ritman University	1:04	0
63	Salem University, Lokoja	1:01	24
64	Samuel Adegboyega University, Ogwa.	1:02	24
65	Summit University	1:01	8
66	Tansian University, Umunya	1:02	12
67	The Technical University, Ibadan	1:02	11
68	University of Mkar, Mkar	1:26	12
69	Veritas University	1:4	18
70	Wellspring University, Evbuobanosa - Edo State	1:5	15
71	Wesley University. of Science & Technology, Ondo	1:02	8
72	Western Delta University, Oghara Delta State	2:01	11

Table5.1.28: Academic Programmes in Federal Universities, 2017

S/N	University	Total No. of academic programmes	% with Full Accreditation
1	Abubakar Tafawa Balewa University, Bauchi	47	47
2	Ahmadu Bello University, Zaria	83	96
3	Bayero University, Kano	90	74.4
4	Federal University Gashua, Yobe	23	0
5	Federal University Gusau	0	0
6	Federal University of Agriculture, Abeokuta	28	82
7	Federal University of Petroleum Resources, Effurun	13	100
8	Federal University of Technology, Akure	51	90
9	Federal University of Technology, Minna	37	97
10	Federal University of Technology, Owerri	43	79
11	Federal University, Birnin Kebbi	24	0
12	Federal University, Dutse, Jigawa State	20	80
13	Federal University, Dutsin-Ma, Katsina	29	89.6
14	Federal University, Kashere, Gombe State	34	55.9
15	Federal University, Lafia, Nasarawa State	13	62
16	Federal University, Lokoja, Kogi State	11	45.5
17	Federal University, Otuoke, Bayelsa	29	58.3
18	Federal University, Oye-Ekiti, Ekiti State	49	17
19	Federal University, Wukari, Taraba State	24	8.3
20	Michael Okpara University of Agricultural Umudike	52	53.8
21	National Open University of Nigeria, Lagos	67	39
22	Nigeria Police Academy, Wudil	17	17.65
23	Nigerian Defence Academy Kaduna	16	100
24	Nnamdi Azikiwe University, Awka	92	83.7
25	Obafemi Awolowo University, Ile-Ife	106	64.2
26	University of Abuja, Gwagwalada	50	80
27	University of Agriculture, Makurdi	46	74
28	University of Benin	106	62
29	University of Calabar	73	89
30	University of Ibadan	81	96
31	University of Ilorin	93	77.42
32	University of Jos	62	33.5

33	University of Lagos	82	97.6
34	University of Maiduguri	72	62.5
35	University of Nigeria, Nsukka	93	92.5
36	University of Port-Harcourt	62	95
37	University of Uyo	84	92.85
38	Usmanu Danfodiyo University	51	94

Table 5.1.29: Academic Programmes in State Universities, 2017

S/N	University	Total No. of Academic programmes	% with Full Accreditation
1	Abia State University, Uturu	69	88
2	Adamawa State University Mubi	24	80
3	Adekunle Ajasin University, Akungba	63	78
4	Akwa Ibom State University, Ikot Akpaden	38	73.68
5	Ambrose Alli University, Ekpoma	45	69
6	Benue State University, Makurdi	50	72
7	Cross River State University of Science & Technology, Calabar	37	91.9
8	Delta State University Abraka	82	87.8
9	Eastern Palm University Ogboko, Imo State	25	100
10	Ebonyi State University, Abakaliki	59	77
11	Edo University Iyamo	19	100
12	Ekiti State University	52	92.3
13	Enugu State University of Science and Technology, Enugu	60	76.6
14	Gombe State University, Gombe	33	75
15	Ibrahim Badamosi Babangida University, Lapai	30	90
16	Ignatius Ajuru University of Education, Rumuolumeni	26	100
17	Imo State University, Owerri	64	82.8
18	Kaduna State University, Kaduna	29	97
19	Kebbi State University of Science and Technology	23	83
20	Kogi State University Anyigba	45	82.2
21	Kwara State University, Ilorin	48	67
22	Ladoke Akintola University of Technology, Ogbomoso	33	79
23	Lagos State University, Ojo	65	81.5
24	Nasarawa State University Keffi	57	77.2
25	Olabisi Onabanjo University, Ago Iwoye	70	94.2
26	Ondo State University of Medical Sciences	13	0.2
27	Ondo State University of Science and Technology Okitipupa	10	100
28	Osun State University Osogbo	44	88.64
29	Plateau State University Bokkos	17	11.76
30	Sokoto State University, Sokoto	23	78.26
31	Sule Lamido University, Kafin Hausa, Jigawa	15	86.7
32	Tai Solarin University of Education Ijebu Ode	29	100
33	Taraba State University, Jalingo	49	75.5
34	Umar Musa Yar' Adua University Katsina	35	100
35	Yobe State University, Damaturu	30	97.7
36	Yusuf Maitama Sule University Kano	30	43.3

Table 5.1.30: Academic Programmes in Private Universities, 2017

S/N	University	Total No. of Academic programmes	% with Full Accreditation
1	Achievers University, Owo	21	23.8
2	Adeleke University, Ede	26	53.8
3	Afe Babalola University, Ado-Ekiti - Ekiti State	34	100
4	African University of Science & Technology, Abuja	5	100
5	Ajayi Crowther University, Ibadan	21	57
6	Alex Ekwueme Federal University, Ndufu Alike, Ikwo	40	17
7	Al-Hikmah University, Ilorin	34	74
8	Al-Qalam University, Katsina	22	63.64
9	American University of Nigeria, Yola	22	96
10	Anchor University Ayobo Lagos State	14	0
11	Arthur Jarvis University Akpabuyo Cross River State	16	0
12	Augustine University	13	0
13	Babcock University, Ilishan-Remo	38	73.68
14	Baze University	31	38.71
15	Bells University of Technology, Ota	28	89.3
16	Benson Idahosa University, Benin City	31	61.2
17	Bingham University	17	79
18	Bowen University, Iwo	55	89
19	Caleb University, Lagos	23	91.3
20	Caritas University, Enugu	24	70.83
21	Chrisland University	20	-
22	Christopher University Mowe	13	100
23	Clifford University Owerinta Abia State	15	0
24	Coal City University Enugu State	15	
25	Covenant University Ota	32	93.75
26	Crawford University Igbesa	17	70.6
27	Crescent University	18	66.67
28	Crown Hill University Eiyenkorin, Kwara State	15	0
29	Dominican University Ibadan Oyo State	5	0
30	Edwin Clark University, Kaigbodo	22	0
31	Eko University of Medicine and Health Sciences	5	0
32	Elizade University, Ilara-Mokin	31	81
33	Evangel University, Akaeze	22	0
34	Fountain University, Oshogbo	12	100
35	Godfrey Okoye University, Ugwuomu-Nike - Enugu State	44	45.6
36	Gregory University, Uturu	43	45
37	Hallmark University	12	-
38	Hezekiah University, Umudi	13	0
39	Igbinedion University Okada	28	93
40	Joseph Ayo Babalola University, Ikeji-Arakeji	35	82.86
41	Kings University	10	
42	Kola-Daisi University, Ibadan	18	0
43	Kwararafa University, Wukari	15	66.7
44	Landmark University, Omu-Aran.	22	100
45	Lead City University, Ibadan	45	88.89
46	Legacy University, Okija Anambra State	13	0
47	Madonna University, Okija	36	92
48	Mcperson University, Seriki Sotayo, Ajebo	13	69.2
49	Micheal & Cecilia University	11	0
50	Modibbo Adama University of Technology, Yola	51	72.55
51	Mountain Top University	20	0
52	Niger Delta University Yenagoa	91	76

53	Nile University of Nigeria, Abuja	39	33.33
54	Novena University	16	69
55	Oduduwa University, Ipetumodu - Osun State	20	100
56	PAMO University of Medical Sciences Port Harcourt	0	0
57	Pan-Atlantic University, Lagos	9	89
58	Paul University, Awka - Anambra State	18	61
59	Redeemer's University, Ede	24	79
60	Renaissance University, Enugu	14	42
61	Rhema University, Obeama-Asa - Rivers State	9	88.8
62	Ritman University	13	0
63	Salem University, Lokoja	17	71
64	Samuel Adegboyega University, Ogwa.	14	100
65	Summit University	17	0
66	Tansian University, Umunya		
67	The Technical University, Ibadan	15	0
68	University of Mkar, Mkar	12	50
69	Veritas University	29	0
70	Wellspring University, Evbuobanosa - Edo State	7	0
71	Wesley University. of Science & Technology, Ondo	19	58
72	Western Delta University, Oghara Delta State	15	100



FEDERAL MINISTRY OF EDUCATION
STATISTICS & NEMIS

CHAPTER SIX

ADULT, NON-FORMAL AND NOMADIC EDUCATION

6.0 Introduction

Mass literacy, adult and non-formal education is the equivalent of basic education given to adults, children and youths of formal school age, outside the formal school system. The aims are to:

- ✚ provide functional basic education for adults and youths who have never had the advantage of formal education or who left school too early. The target groups include migrant folks, almajiri pupils, illiterate and semi-literate adults, youths and adolescents and other categories of disadvantaged groups who are unable to have access to the conventional educational system and therefore require other forms of educational programmes to cater for their particular/peculiar needs and circumstances;
- ✚ provide remedial education for youths and adults who did not complete secondary education;
- ✚ provide in-service, vocational and professional training for different categories of workers and professionals in order to improve their skills.

The National Commission for Mass Literacy Adult and Non-Formal Education (NMEC) is responsible for the administration of Adult and Non-Formal Education. The Commission has State structures referred to as State Agencies for Mass Education (SAMEs) in all the 36 States and Federal Capital Territory (FCT).

The National Commission for Nomadic Education is responsible for the administration of Nomadic Education. Nomadic Education involves those children who receive their Basic Education in the course of carrying out their daily activities which requires them moving from place to place. (Pastoralist, Migrant fishermen, etc.)

This chapter presents Statistics on Adult and Non-Formal Education for the 2016/2017 cycle. Adult Education comprises Basic Literacy for Beginners and Post Literacy education for completers of Basic literacy.

Table 6.1: Enrolment in Adult Literacy Centres by Course/Level and Gender: 2017

Course (Module)	M	F	M+F
Basic Literacy	361,801	302,960	664,761
Post Basic	52,446	71,143	123,589
Continuing Edu.	14,262	27,129	41,391
Vocational Edu.	5,779	1,199	6,978
National	434,288	402,431	836,719

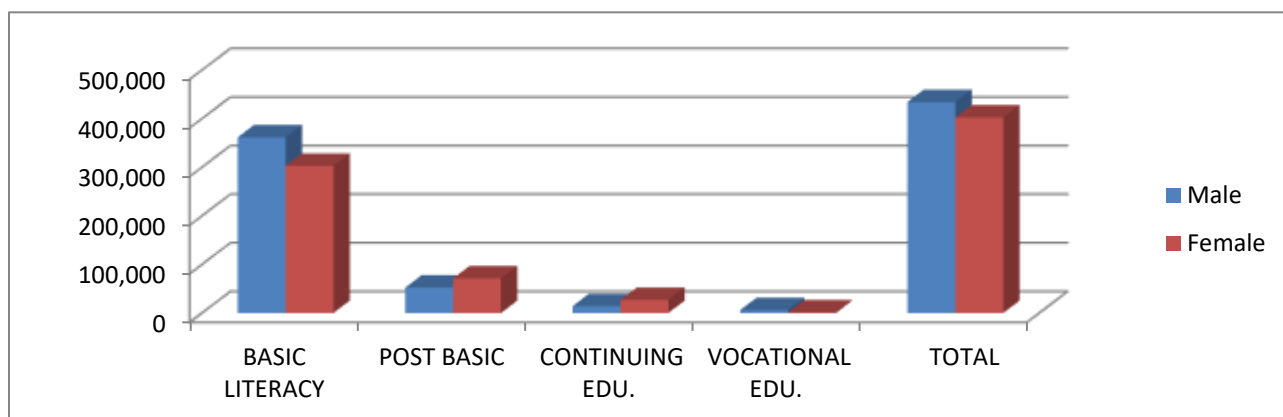


Fig 6.1: Summary of Enrolment in Adult Literacy Centres by Course/Level and Gender: 2017

Table: 6.1 Number of Centres for Basic Literacy and Vocational Education by State : 2017

STATE	Basic Literacy	Vocational Education
Abia	133	10
Adamawa	60	NA
Akwa Ibom	98	NA
Anambra	NA	4
Bauchi	60	20
Bayelsa	44	4
Benue	267	1
Borno	13	22
Cross River	225	7
Delta	115	24
Ebonyi	112	1
Edo	324	2
Ekiti	46	8
Enugu	77	5
Gombe	369	4
Imo	730	5
Jigawa	0	27
Kaduna	310	1
Kano	48	23
Katsina	0	49
Kebbi	1117	4
Kogi	389	11
Kwara	32	9
Lagos	1129	8
Nasarawa	300	15
Niger	750	3
Ogun	44	10
Ondo	206	19
Osun	72	6
Oyo	114	12
Plateau	981	NA
Rivers	59	29
Sokoto	0	9
Taraba	78	70
Yobe	41	9
Zamfara	151	3
FCT	265	NA

Table 6.2: Enrolment in Basic Literacy by State and Gender: 2017

STATE	M	F	M+F
Abia	1015	2593	3608
Adamawa	500	2691	3191
Akwa Ibom	1686	2471	4157
Anambra	6865	14815	21680
Bauchi	4858	4444	9302
Bayelsa	1206	2597	3803
Benue	5494	14910	20404
Borno	4126	4477	8603
Cross River	6784	9498	16282
Delta	388	574	962
Ebonyi	2009	2498	4507
Edo	3619	8263	11882
Ekiti	894	3364	4258
Enugu	464	1163	1627
Gombe	13575	9374	22949
Imo	11487	16235	27722
Jigawa	10512	6023	16535
Kaduna	1269	3337	4606
Kano	13894	5973	19867
Katsina	18916	8196	27112
Kebbi	85820	20144	105964
Kogi	1544	3581	5125
Kwara	629	1016	1645
Lagos	8623	12309	20932
Nasarawa	496	1853	2349
Niger	7615	9988	17603
Ogun	779	1237	2016
Ondo	1453	3276	4729
Osun	2307	3059	5366
Oyo	1662	4007	5669
Plateau	19450	28414	47864
Rivers	307	2099	2406
Sokoto	79630	58366	137996
Taraba	399	2587	2986
Yobe	2444	1172	3616
Zamfara	36294	18159	54453
FCT	2788	8197	10985
National	361,801	302,960	664,761

Table 6.3: Performance in Adult Literacy Programme by State and Gender: 2017

State	No. Examined		M+F	No. Passed		M+F
	M	F		M	F	
Abia	863	2234	3097	860	2234	3094
Adamawa	387	347	734	310	289	599
Akwa Ibom	1131	1643	2774	983	1409	2392
Anambra	NA	NA	NA	NA	NA	NA
Bauchi	4307	3901	8208	4300	3850	8150
Bayelsa	609	1207	1816	533	1178	1711
Benue	820	2603	3423	724	1633	2357
Borno	2884	3043	5927	2583	2799	5382
Cross River	NA	NA	NA	NA	NA	NA
Delta	272	299	571	245	264	509
Ebonyi	1360	1660	3020	680	1510	2190
Edo	3159	7209	10368	3138	7169	10307
Ekiti	531	1361	1892	469	1252	1721
Enugu	300	459	759	302	759	1061
Gombe	10103	7698	17801	9098	7020	16118
Imo	11365	15753	27118	11365	15753	27118
Jigawa	9018	3770	12788	8543	3734	12277
Kaduna	736	2018	2754	641	1867	2508
Kano	NA	NA	NA	NA	NA	NA
Katsina	14913	4417	19330	13216	3538	16754
Kebbi	NA	NA	NA	NA	NA	NA
Kogi	592	1617	2209	945	1145	2090
Kwara	31	233	264	31	233	264
Lagos	8131	11387	19518	8103	11337	19440
Nasarawa	242	1297	1539	227	1181	1408
Niger	6661	8331	14992	5850	7217	13067
Ogun	448	779	1227	425	802	1227
Ondo	966	2090	3056	950	2047	2997
Osun	1175	1068	2243	1168	1059	2227
Oyo	1152	2444	3596	1141	2444	3585
Plateau	NA	NA	NA	NA	NA	NA
Rivers	173	1316	1489	173	1316	1489
Sokoto	NA	NA	NA	NA	NA	NA
Taraba	NA	102	102	NA	42	42
Yobe	1758	863	2621	1695	790	2485
Zamfara	NA	1805	1805	NA	NA	NA
FCT	2122	5564	7686	1818	20300	22118
National	86209	98518	184727	80516	106171	186687

NA = Not Available

Table 6.4: Number that Passed in Basic Literacy by State: 2017

State	No Examined	No Passed
Abia	3097	3094
Adamawa	734	599
Akwa Ibom	2774	2392
Anambra	NA	NA
Bauchi	8208	8150
Bayelsa	1816	1711
Benue	3423	2357
Borno	5927	5382
Cross River	NA	NA
Delta	571	509
Ebonyi	3020	2190
Edo	10368	10307
Ekiti	1892	1721
Enugu	759	1061
Gombe	17801	16118
Imo	27118	27118
Jigawa	12788	12277
Kaduna	2754	2508
Kano	NA	NA
Katsina	19330	16754
Kebbi	NA	NA
Kogi	2209	2090
Kwara	264	264
Lagos	19518	19440
Nasarawa	1539	1408
Niger	14992	13067
Ogun	1227	1227
Ondo	3056	2997
Osun	2243	2227
Oyo	3596	3585
Plateau	NA	NA
Rivers	1489	1489
Sokoto	NA	NA
Taraba	102	42
Yobe	2621	2485
Zamfara	1805	0
FCT	7686	22118
National	184727	186687

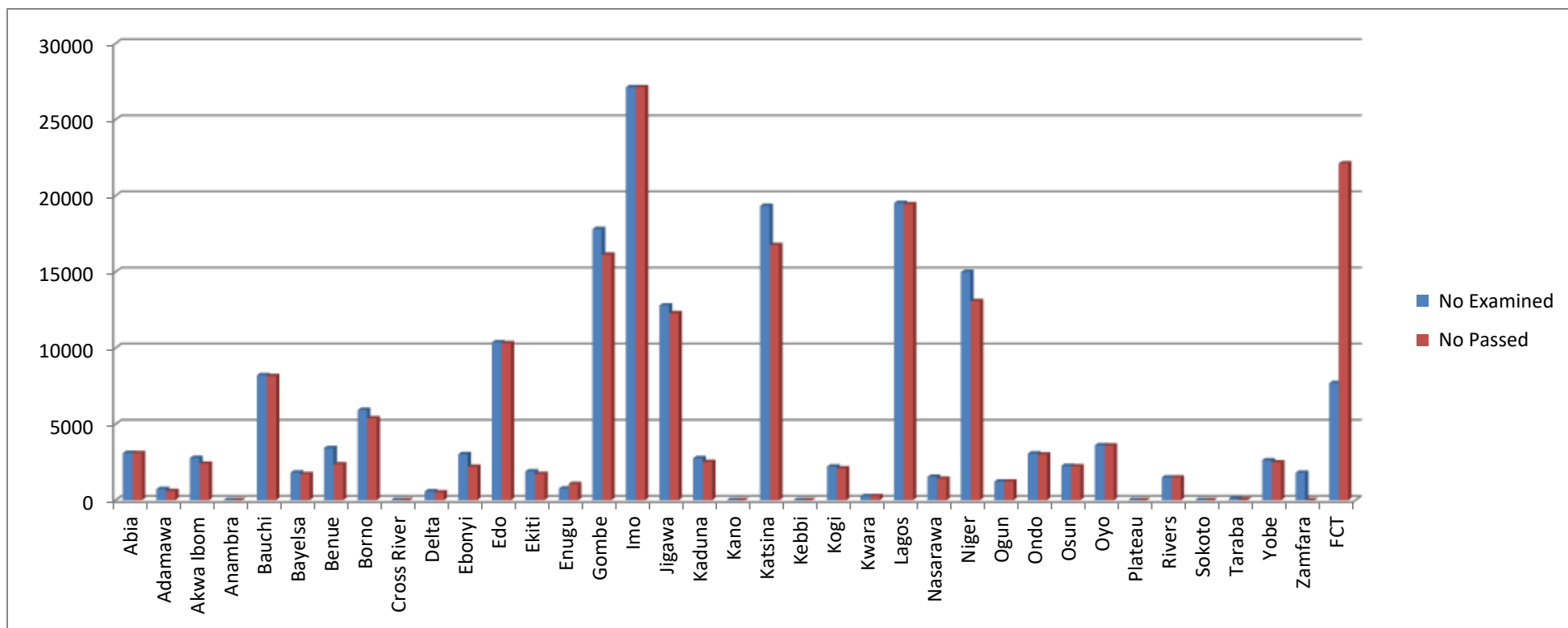


Fig 6.2: Summary of Performance in Basic Literacy by State: 2017

FEDERAL MINISTRY OF EDUCATION
 STATISTICS & NEMIS

Table 6.5: Enrolment of Migrant Farmers, Fisherfolks and Pastoralists by State, Class and Gender: 2017

State	Pry 1		Pry 2		Pry 3		Pry 4		Pry 5		Pry 6		M+F	
	M	F	M	F	M	F	M	F	M	F	M	F	M	F
Abia	1066	1059	1111	1056	1097	1052	1059	977	1013	992	981	960	6327	6096
Abuja	878	805	715	718	724	657	610	578	623	566	401	417	3951	3741
Adamawa	736	693	818	717	762	748	743	654	612	544	537	444	4208	3800
Akwa Ibom	1409	1441	1402	1407	1402	1411	1380	1362	1394	1517	1351	1336	8338	8474
Anambra	828	871	758	699	729	743	664	661	507	584	491	417	3977	3975
Bauchi	6348	5362	6005	5126	5289	5402	4582	4855	3877	3684	3721	3017	29822	27446
Bayelsa	243	220	248	225	236	211	240	179	188	185	162	148	1317	1168
Benue	184	175	147	114	171	124	78	79	66	59	57	41	703	592
Borno	316	260	258	203	218	190	206	174	196	144	145	139	1339	1110
Cross Rivers	325	669	525	586	526	570	499	487	408	417	217	256	2500	2985
Delta	245	161	247	144	156	119	114	93	101	93	115	87	978	697
Ebonyi	1342	1415	1467	1195	1146	1186	1156	1167	1189	965	951	1008	7251	6936
Edo	646	521	434	379	409	334	348	289	315	304	344	305	2496	2132
Ekiti	63	58	38	43	24	30	20	29	21	26	11	14	177	200
Enugu	609	583	462	451	404	378	363	372	349	363	339	352	2526	2499
Gombe	1508	1065	1539	1220	1551	1161	1442	1073	1271	1048	1170	814	8481	6381
Imo	1038	1089	919	1020	918	944	751	748	679	659	557	537	4862	4997
Jigawa	3533	3623	3590	3457	3529	3575	3250	3121	3122	3083	3066	3069	20090	19928
Kaduna	6921	6606	5107	4818	4235	4003	3133	2788	2519	2225	2054	1739	23969	22179
Kano	8477	7168	8794	7395	8567	7484	7289	6212	6216	4865	4877	3909	44220	37033
Katsina	1012	804	2795	2008	2474	1997	3266	1687	2264	1424	2076	1409	13887	9329
Kebbi	961	1187	1920	1228	1615	988	1412	760	972	650	797	807	7677	5620
Kogi	20	35	9	33	0	0	0	0	0	0	0	0	29	68
Kwara	630	547	451	444	359	374	422	304	289	258	217	236	2368	2163
Lagos	2290	2188	2646	2561	2801	2758	2882	2933	3314	3280	3118	3099	17051	16819
Nasarawa	803	718	593	548	402	415	342	534	288	403	188	154	2616	2772
Niger	2818	2171	2309	1823	1767	1273	1222	834	764	526	422	271	9302	6898
Ogun	743	706	576	588	500	534	539	548	559	483	446	471	3363	3330
Ondo	149	150	122	130	91	115	90	99	101	113	103	113	656	720
Osun	515	534	392	400	347	382	333	340	269	291	248	258	2104	2205
Oyo	2901	2828	2230	2348	2084	2156	1985	1918	1607	1756	1194	1232	12001	12238
Plateau	1883	1976	1476	1648	1272	1298	985	1156	866	955	645	754	7127	7787
Rivers	465	479	461	434	447	482	388	397	397	346	296	296	2454	2434
Sokoto	720	561	813	660	973	632	858	614	639	433	561	306	4564	3206
Taraba	1483	1202	1256	926	1043	861	931	673	787	624	624	521	6124	4807
Yobe	708	496	701	477	599	424	388	236	356	211	266	152	3018	1996
Zamfara	781	638	579	457	431	253	298	158	115	92	63	35	2267	1633
Total	55597	51064	53913	47686	49298	45264	44268	39089	38253	34168	32811	29123	274140	246394

Table 6.6: Teacher Qualification of Migrant Farmers, Fisherfolks and Pastoralists by State and Gender : 2017

State	B.Ed		BSc/BA		NCE		Diploma		HIS		Grade II		Others	
	M	F	M	F	M	F	M	F	M	F	M	F	M	F
Abia	24	160	4	27	83	546	0	0	1	0	0	13	44	2
Abuja	50	43	8	6	149	142	0	1	4	0	4	0	0	0
Adamawa	6	0	2	0	185	35	29	2	27	1	5	65	27	0
Akwa Ibom	27	22	3	2	82	137	0	0	0	0	0	0	0	0
Anambra	15	111	5	20	68	311	0	0	1	0	2	0	4	2
Bauchi	3	0	12	0	896	86	35	3	11	8	33	21	6	0
Bayelsa	12	3	24	10	90	45	0	0	0	0	0	0	8	1
Benue	9	7	0	0	54	39	0	0	1	0	0	0	2	0
Borno	0	0	1	0	31	8	0	0	10	0	0	0	10	1
Cross Rivers	27	29	5	2	113	117	6	0	2	0	4	2	20	4
Delta	7	2	3	4	27	26	2	0	0	0	0	0	3	0
Ebonyi	22	5	0	119	126	2	0	0	0	0	23	11	0	0
Edo	5	9	6	3	77	61	0	0	0	0	9	3	0	0
Ekiti	4	2	0	0	15	15	0	0	0	0	0	0	0	0
Enugu	38	18	8	6	59	65	0	1	0	0	0	0	0	0
Gombe	10	0	0	0	121	49	38	8	7	2	61	16	75	6
Imo	26	57	0	0	42	183	0	0	0	0	0	3	0	0
Jigawa	11	0	5	0	264	12	111	8	138	2	141	4	60	6
Kaduna	28	8	11	2	449	142	59	11	122	21	73	12	83	19
Kano	12	5	7	2	465	55	251	12	109	8	106	5	142	2
Katsina	6	0	5	0	134	19	53	48	61	2	17	19	16	128
Kebbi	3	0	4	1	139	5	18	1	34	4	92	7	2	0
Kogi	1	0	0	0	25	7	0	0	4	0	0	0	7	0
Kwara	23	33	3	4	84	114	12	7	10	0	0	20	8	0
Lagos	89	151	14	17	117	207	1	0	0	0	1	0	6	2
Nasarawa	14	7	8	1	114	65	21	14	11	2	17	7	15	15
Niger	18	4	7	3	348	103	54	5	41	5	74	11	63	9
Ogun	30	14	10	3	87	137	0	0	0	0	0	0	0	1
Ondo	7	0	0	0	35	28	0	0	0	0	1	1	0	0
Osun	10	9	6	2	57	71	3	0	0	0	0	0	6	2
Oyo	146	68	44	10	404	335	17	2	0	0	0	0	5	0
Plateau	19	8	5	2	245	92	23	6	11	1	7	2	12	8
Rivers	33	33	40	42	45	41	5	2	0	0	0	0	1	0
Sokoto	12	0	2	0	54	1	10	0	11	0	11	0	69	0
Taraba	11	1	54	2	209	39	39	19	24	3	53	8	24	7
Yobe	0	0	2	0	47	4	9	1	25	1	10	3	1	1
Zamfara	1	0	1	0	25	3	6	4	21	0	7	1	51	8
National	759	809	309	290	5565	3347	802	155	686	60	751	234	770	224

CHAPTER SEVEN

EXAMINATION STATISTICS

7.0 Introduction

Statistics of public and matriculation examinations are available at WAEC/NECO and JAMB offices respectively. These examination bodies, including NABTEB are saddled with the mandate of conducting qualifying examinations for entry into various levels of education and administering examinations for certification at the completion of programmes, where applicable.

While WAEC and NECO conduct the General Certificate of Education, School Certificate Examination, and a number of other public examinations, JAMB handles entries to all tertiary institutions either by examination or by direct entry.

7.1.0 West African Examination Council (WAEC)

The West African Examination Council which was established in 1951 is saddled with the responsibility of conducting the West African Senior Secondary Certificate Examination (WASSCE) for students and private candidates for Anglophone countries in the West African sub-region.

7.1.1 Candidates Enrolment

Tables 7.1.1 and 7.1.2 present the number of candidates that sat for May/June WASSCE for public and private schools respectively and Table 7.1.3 gives the number of private candidates that sat for November/December examination by gender (2013-2017). The graphical illustrations are on Figures 7.1.1, 7.1.2 and 7.1.3. In 2017, a total of 704,962 candidates in public schools sat for the examination.

Table 7.1.1: Candidates Enrolment for WASSCE May/June Examination (Public Schools) 2013 - 2017

YEAR	M	F	M+F
2013	555,552	403,105	958,657
2014	555,254	408,262	963,516
2015	516,423	388,144	904,567
2016	477,702	368,797	846,499
2017	353,996	350,966	704,962

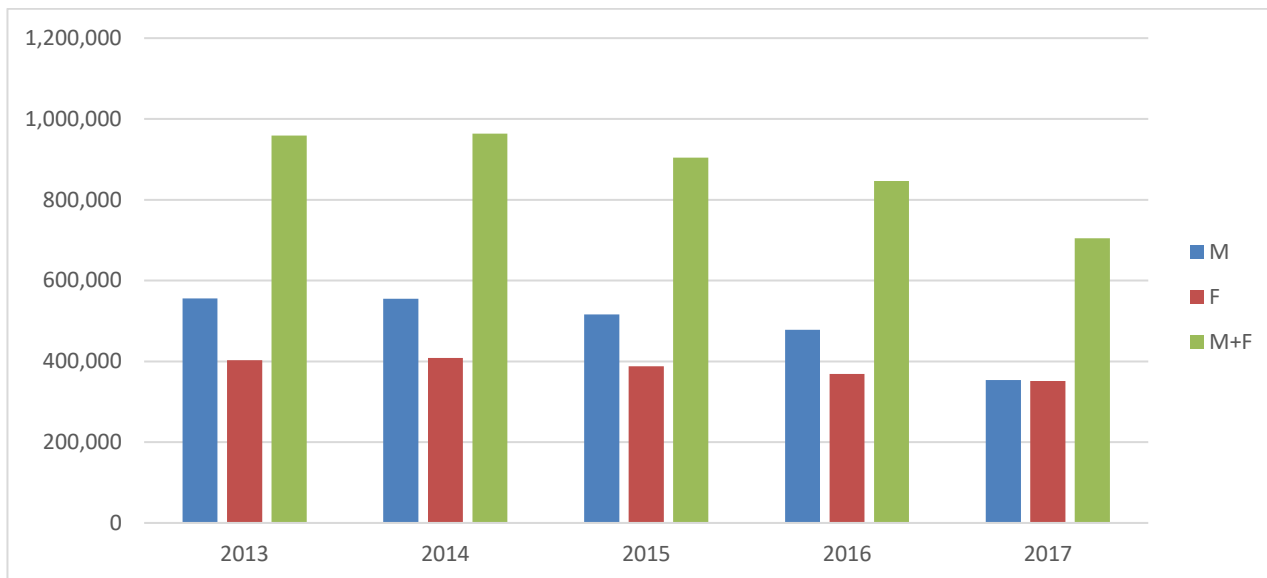


Fig 7.1.1 Candidates Enrolment for WASSCE May/June Examination (Public Schools) 2013 - 2017

Table 7.1.2 Candidates Enrolment for WASSCE May/June Examination (Private Schools) 2013 - 2017

YEAR	M	F	M+F
2013	357,286	336,866	694,152
2014	366,383	343,925	710,308
2015	340,436	330,957	671,393
2016	340,600	337,788	678,388
2017	475,469	378,010	853,479

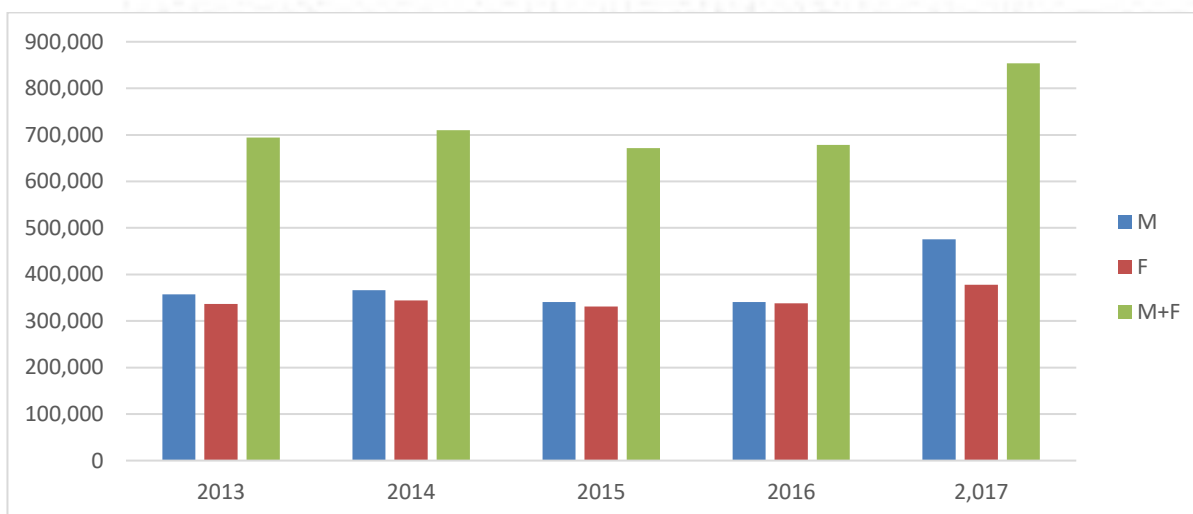


Fig 7.1.2 Candidates Enrolment for WASSCE May/June Examination (Private Schools) 2013 – 2017

Table 7.1.3: Candidates Enrolment for WASSCE November/December Examination 2013 - 2017

YEAR	M	F	M+F
2013	163,698	133,209	296,907
2014	132,612	114,419	247,031
2015	124,598	112,691	237,289
2016	88,353	84,472	172,825
2017	67,306	65,961	133,267

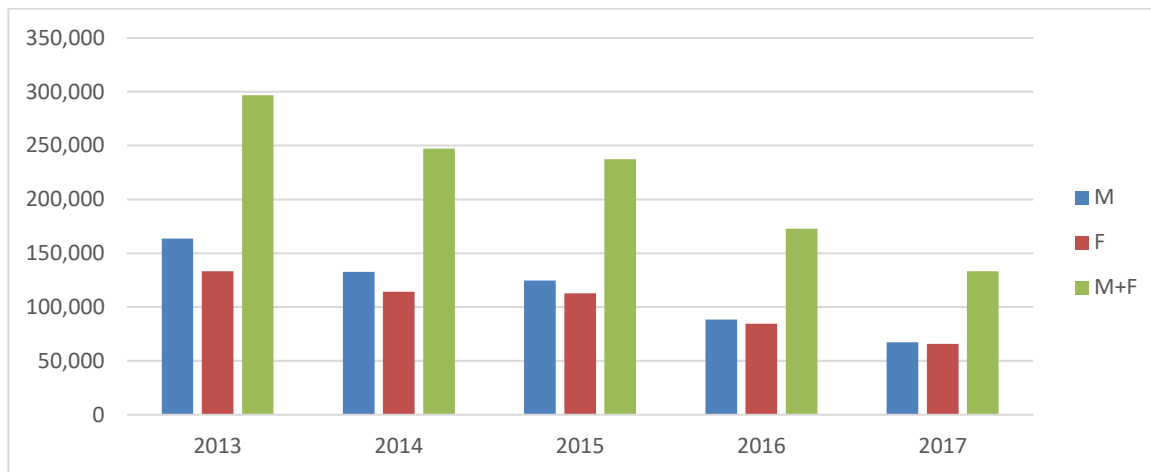


Fig 7.1.3 Candidates Enrolment for WASSCE November/December Examination 2013 - 2017

FEDERAL MINISTRY OF EDUCATION
 STATISTICS & NEMIS

7.1.2 Candidates' Performances in WASSCE Examination

Tables 7.1.4 and 7.1.5 show performance of candidates for 2017 May/June WASSCE Examination by State and Gender and the successful candidates with 5 credits and above (including English and Mathematics).

Table 7.1.4: Public Schools Candidates' Performance by State and Gender in June/July 2017 WASSCE

State	Total Number of Candidates that sat for the Exam			5 Credits and Above Without English Language and Mathematics			5 Credits and above with English Language			5 Credits and above with Mathematics			5 Credits and above with English Language and Mathematics		
	M	F	M + F	M	F	M + F	M	F	M + F	M	F	M + F	M	F	M + F
Abia	18,992	20,602	39,594	226	252	478	16,089	17,707	33,796	16,823	18,269	35,092	14,876	16,271	31,147
Adamawa	3,081	2,252	5,333	14	10	24	2,085	1,519	3,604	2,486	1,833	4,319	1,979	1,448	3,427
Akwai Ibom	9,324	10,067	19,391	95	126	221	8,053	8,786	16,839	8,040	8,720	16,760	7,413	8,063	15,476
Anambra	12,220	14,831	27,051	215	239	454	9,921	12,083	22,004	10,068	12,224	22,292	8,804	10,581	19,385
Bauchi	4,650	3,276	7,926	66	70	136	2,635	1,843	4,478	3,349	2,323	5,672	2,473	1,689	4,162
Bayelsa	1,077	1,152	2,229	11	11	22	924	1,012	1,936	878	950	1,828	822	895	1,717
Benue	18,760	13,982	32,742	477	335	812	12,335	9,306	21,641	14,843	11,066	25,909	11,330	8,454	19,784
Borno	7,619	4,849	12,468	71	68	139	5,053	3,339	8,392	6,257	4,221	10,478	4,963	3,282	8,245
Cross River	11,891	11,230	23,121	254	259	513	7,892	7,660	15,552	8,940	8,577	17,517	7,004	6,720	13,724
Delta	10,026	11,109	21,135	65	93	158	7,984	8,899	16,883	8,622	9,653	18,275	7,492	8,361	15,853
Ebonyi	4,464	4,376	8,840	142	140	282	3,788	3,650	7,438	3,738	3,691	7,429	3,464	3,355	6,819
Edo	16,677	18,033	34,710	58	52	110	13,965	15,357	29,322	15,449	16,843	32,292	13,542	14,896	28,438
Ekiti	3,611	3,598	7,209	34	41	75	2,806	2,921	5,727	3,197	3,240	6,437	2,683	2,788	5,471
Enugu	9,041	10,568	19,609	86	104	190	7,591	9,070	16,661	7,656	8,985	16,641	6,780	8,078	14,858
FCT	4,054	4,638	8,692	63	61	124	3,128	3,670	6,798	3,270	3,654	6,924	2,908	3,292	6,200
Gombe	1,969	1,652	3,621	37	22	59	1,063	918	1,981	1,489	1,306	2,795	1,011	865	1,876
Imo	7,627	9,259	16,886	33	34	67	6,531	8,114	14,645	7,118	8,695	15,813	6,295	7,817	14,112
Jigawa	400	241	641	67	21	88	155	114	269	145	98	243	107	74	181
Kaduna	28,717	22,773	51,490	280	207	487	18,750	15,681	34,431	24,048	19,785	43,833	18,032	15,066	33,098
Kano	8,054	6,813	14,867	40	33	73	5,754	5,284	11,038	6,981	6,127	13,108	5,530	5,109	10,639
Katsina	3,208	2,132	5,340	7	5	12	2,567	1,777	4,344	2,822	1,893	4,715	2,409	1,632	4,041
Kebbi	937	565	1,502	4	2	6	707	415	1,122	869	520	1,389	699	408	1,107
Kogi	4,445	4,110	8,555	77	53	130	2,568	2,564	5,132	3,316	3,254	6,570	2,308	2,314	4,622
Kwara	6,602	6,458	13,060	48	48	96	5,508	5,529	11,037	5,676	5,638	11,314	5,130	5,156	10,286
Lagos	50,286	55,659	105,945	352	432	784	38,714	43,959	82,673	41,351	46,439	87,790	36,652	41,252	77,904
Nassarawa	7,719	7,448	15,167	129	129	258	5,761	5,626	11,387	6,206	6,051	12,257	5,308	5,181	10,489
Niger	6,681	6,403	13,084	90	79	169	4,507	4,604	9,111	5,431	5,392	10,823	4,191	4,266	8,457
Ogun	23,337	24,952	48,289	260	282	542	19,504	21,350	40,854	20,806	22,429	43,235	18,822	20,462	39,284
Ondo	7,206	7,252	14,458	352	344	696	5,690	5,865	11,555	3,944	3,928	7,872	3,434	3,476	6,910
Osun	11,147	11,463	22,610	230	265	495	6,207	6,547	12,754	7,932	8,305	16,237	5,674	5,925	11,599
Oyo	14,245	15,922	30,167	177	263	440	10,376	11,636	22,012	10,397	11,361	21,758	9,081	9,834	18,915
Plateau	12,829	11,412	24,241	560	551	1,111	7,071	6,540	13,611	8,595	7,721	16,316	6,244	5,667	11,911
Rivers	13,714	15,861	29,575	109	139	248	12,108	14,223	26,331	12,485	14,498	26,983	11,622	13,600	25,222
Sokoto	884	709	1,593	3	-	3	643	503	1,146	813	635	1,448	635	497	1,132
Taraba	4,996	2,847	7,843	149	64	213	3,285	1,931	5,216	3,619	2,054	5,673	2,704	1,541	4,245
Yobe	1,472	1,366	2,838	119	110	229	741	649	1,390	1,072	1,008	2,080	698	613	1,311
Zamfara	2,008	1,089	3,097	121	50	171	1,511	916	2,427	1,488	865	2,353	1,231	776	2,007
Offshore	26	17	43	-	-	-	19	9	28	21	12	33	19	9	28
National	353,996	350,966	704,962	5,121	4,994	10,115	263,989	271,576	535,565	290,240	292,263	582,503	244,369	249,713	494,082

Table 7.1.5: Private Schools Candidates' Performance by State and Gender in June/July 2017 WASSCE

State	Total Number of Candidates that Sat for the Exam			5 Credits and above without English Language and Mathematics			5 Credits and above with English Language			5 Credits and above with Mathematics			5 Credits and above with English Language and Mathematics		
	M	F	M + F	M	F	M + F	M	F	M + F	M	F	M + F	M	F	M + F
Abia	4,658	5,421	10,079	37	46	83	3,227	4,002	7,229	3,901	4,659	8,560	3,051	3,810	6,861
Adamawa	12,210	8,412	20,622	399	323	722	4,993	3,317	8,310	7,015	4,813	11,828	4,494	2,983	7,477
Akwa ibom	17,628	18,133	35,761	271	327	598	9,914	11,157	21,071	10,822	12,073	22,895	8,521	9,571	18,092
Anambra	6,791	8,819	15,610	94	150	244	5,369	6,635	12,004	5,749	7,158	12,907	5,023	6,106	11,129
Bauchi	19,657	8,836	28,493	435	226	661	3,097	2,070	5,167	5,111	3,033	8,144	2,608	1,738	4,346
Bayelsa	7,971	7,688	15,659	97	98	195	6,617	6,549	13,166	7,095	6,967	14,062	6,310	6,290	12,600
Benue	7,284	5,146	12,430	144	114	258	4,413	3,012	7,425	5,549	3,894	9,443	3,921	2,625	6,546
Borno	9,680	5,858	15,538	209	139	348	2,475	1,730	4,205	4,202	3,140	7,342	2,364	1,655	4,019
Cross river	8,309	7,798	16,107	297	262	559	4,452	4,402	8,854	5,492	5,247	10,739	3,946	3,848	7,794
Delta	14,016	14,294	28,310	260	266	526	8,255	9,087	17,342	10,000	10,783	20,783	7,718	8,496	16,214
Ebonyi	7,172	7,377	14,549	132	124	256	5,325	5,509	10,834	5,290	5,387	10,677	4,501	4,590	9,091
Edo	14,717	14,635	29,352	115	92	207	10,758	10,794	21,552	12,833	12,709	25,542	10,171	10,157	20,328
Ekiti	6,385	6,295	12,680	37	43	80	4,458	4,723	9,181	5,294	5,451	10,745	4,276	4,538	8,814
Enugu	10,336	12,593	22,929	155	169	324	7,715	9,571	17,286	8,357	10,244	18,601	7,185	8,827	16,012
FCT	5,667	7,155	12,822	48	189	237	3,691	4,306	7,997	4,044	4,456	8,500	3,454	3,646	7,100
Gombe	7,913	4,854	12,767	33	21	54	1,168	1,161	2,329	2,108	1,666	3,774	1,122	1,078	2,200
Imo	14,183	14,554	28,737	101	98	199	10,800	11,753	22,553	11,919	12,765	24,684	10,288	11,194	21,482
Jigawa	11,472	5,105	16,577	1,079	354	1,433	1,734	1,038	2,772	3,227	1,525	4,752	922	559	1,481
Kaduna	23,562	17,544	41,106	444	337	781	9,168	7,645	16,813	15,122	12,709	27,831	8,753	7,394	16,147
Kano	14,205	9,695	23,900	569	498	1,067	4,210	3,653	7,863	8,053	5,416	13,469	4,016	3,214	7,230
Katsina	11,390	4,987	16,377	381	205	586	5,563	2,779	8,342	7,398	3,255	10,653	5,154	2,412	7,566
Kebbi	17,509	8,123	25,632	232	104	336	7,196	4,252	11,448	10,174	5,274	15,448	6,745	3,987	10,732
Kogi	14,345	11,645	25,990	433	368	801	6,026	5,312	11,338	8,253	7,214	15,467	5,422	4,836	10,258
Kwara	11,430	10,342	21,772	297	324	621	6,271	6,047	12,318	7,632	7,323	14,955	5,768	5,544	11,312
Lagos	23,007	25,479	48,486	236	302	538	11,870	13,729	25,599	13,356	14,909	28,265	10,935	12,307	23,242
Nassarawa	21,587	13,908	35,495	452	277	729	11,305	7,225	18,530	15,410	9,847	25,257	10,562	6,702	17,264
Niger	21,342	13,720	35,062	281	176	457	6,364	4,055	10,419	9,573	6,214	15,787	5,828	3,774	9,602
Ogun	21,748	22,489	44,237	184	256	440	5,558	6,380	11,938	6,891	7,844	14,735	5,063	5,739	10,802
Ondo	13,457	12,677	26,134	778	811	1,589	8,830	8,864	17,694	6,724	6,657	13,381	5,494	5,555	11,049
Osun	4,999	4,872	9,871	163	158	321	1,410	1,484	2,894	2,263	2,246	4,509	1,304	1,225	2,529
Oyo	10,903	12,780	23,683	289	396	685	5,363	6,327	11,690	6,154	7,058	13,212	4,673	5,258	9,931
Plateau	10,880	8,134	19,014	561	349	910	4,636	3,488	8,124	6,658	4,862	11,520	3,981	2,873	6,854
Rivers	15,856	16,225	32,081	90	118	208	13,220	13,764	26,984	14,049	14,478	28,527	12,574	12,933	25,507
Sokoto	18,445	7,636	26,081	207	308	515	7,209	3,614	10,823	9,112	4,265	13,377	6,662	2,960	9,622
Taraba	8,648	5,263	13,911	133	87	220	4,560	2,679	7,239	5,870	3,515	9,385	4,370	2,570	6,940
Yobe	7,835	2,624	10,459	294	45	339	1,766	874	2,640	2,589	1,395	3,984	1,471	762	2,233
Zamfara	18,250	6,856	25,106	728	161	889	4,879	2,062	6,941	7,780	4,250	12,030	4,321	1,942	6,263
Offshore	22	38	60	-	-	-	1	0	1	2	-	2	1	-	1
National	475,469	378,010	853,479	10,695	8,321	19,016	223,866	205,049	428,915	281,071	244,701	525,772	202,972	183,698	386,670

Source: WAEC

Table 7.1.6: Private Candidates' Performance by State and Gender in WASSCE November/December 2017

State	Total Number of Candidates that Sat for the Exam			5 Credits and above without English Language and Mathematics			5 Credits and above with English Language			5 Credits and above with Mathematics			5 Credits and above with English Language and Mathematics		
	M	F	M + F	M	F	M + F	M	F	M + F	M	F	M + F	M	F	M + F
Abia	332	279	611	7	3	10	128	115	243	106	105	211	96	98	194
Adamawa	178	136	314	1	-	1	3	2	5	2	0	2	2	0	2
Akwa ibom	614	578	1,192	7	1	8	97	84	181	55	43	98	51	42	93
Anambra	551	576	1,127	6	7	13	120	107	227	57	42	99	50	37	87
Bauchi	78	35	113	1	-	1	7	6	13	7	0	7	6	0	6
Bayelsa	185	146	331	3	-	3	51	41	92	56	46	102	45	37	82
Benue	389	205	594	2	3	5	31	18	49	15	9	24	11	8	19
Borno	154	63	217	3	-	3	10	6	16	9	5	14	6	4	10
Cross river	428	434	862	8	7	15	50	44	94	19	6	25	15	6	21
Delta	1,199	1,172	2,371	33	32	65	277	256	533	174	157	331	145	131	276
Ebonyi	121	78	199	3	-	3	25	11	36	20	5	25	16	4	20
Edo	773	622	1,395	9	5	14	137	90	227	104	58	162	95	54	149
Ekiti	310	228	538	2	1	3	60	27	87	54	28	82	45	20	65
Enugu	1,414	1,373	2,787	49	67	116	347	314	661	184	143	327	147	122	269
Abuja	1,282	1,313	2,595	7	4	11	129	139	268	61	42	103	56	42	98
Gombe	32	26	58	1	-	1	3	3	6	1	1	2	0	0	0
Imo	445	391	836	15	7	22	82	60	142	48	35	83	40	22	62
Jigawa	82	22	104	-	-	-	0	0	0	0	0	0	0	0	0
Kaduna	556	374	930	27	13	40	88	39	127	67	22	89	47	19	66
Kano	980	501	1,481	25	10	35	371	242	613	364	238	602	298	201	499
Katsina	135	132	267	4	5	9	5	6	11	1	1	2	1	1	2
Kebbi	72	39	111	3	1	4	4	1	5	15	5	20	4	1	5
Kogi	1,011	838	1,849	18	14	32	94	98	192	69	87	156	55	67	122
Kwara	1,361	1,356	2,717	25	28	53	424	372	796	337	264	601	280	219	499
Lagos	28932	29954	58886	1,083	1,037	2,120	11,917	12,788	24,705	9,418	10,201	19,619	7,433	8,035	15,468
Nassarawa	612	506	1118	8	10	18	184	174	358	130	123	253	114	108	222
Niger	920	682	1602	109	64	173	273	206	479	138	105	243	101	72	173
Ogun	11,639	12,427	24,066	317	326	643	5,868	6,476	12,344	5,992	6,537	12,529	4,585	5,031	9,616
Ondo	625	568	1193	5	2	7	96	81	177	88	58	146	64	51	115
Osun	1257	1169	2426	20	11	31	335	251	586	240	136	376	207	131	338
Oyo	5702	5600	11,302	72	60	132	1,641	1,478	3,119	1125	784	1,909	1,024	749	1,773
Plateau	405	302	707	10	4	14	107	81	188	56	37	93	50	34	84
Rivers	4,278	3,719	7,997	120	114	234	1,406	1,339	2,745	949	940	1,889	741	710	1,451
Sokoto	95	54	149	-	-	-	13	2	15	4	0	4	4	0	4
Taraba	105	42	147	1	-	1	5	2	7	4	0	4	3	0	3
Yobe	24	3	27	-	-	-	3	0	3	1	0	1	1	0	1
Zamfara	30	18	48	2	1	3	3	0	3	2	0	2	1	0	1
National	67,306	65,961	133,267	2,006	1,837	3,843	24,394	24,959	49,353	19972	20263	40,235	15839	16,056	31,895

Source: WAEC

Table 7.1.7: Candidates' Performance by Gender in 2017 WASSCE Examination

Category	Total Number of Candidates that Sat for the Exam			5 Credits and above with English Language and Mathematics			Percentage (Successful Candidates)	
	M	F	M+F	M	F	M+F	M+F	F
Public Schools	353,996	350,966	704,962	244,369	249,713	494,082	70.09	71.15
Private Schools	475,469	378,010	853,479	202,972	183,698	386,670	45.31	48.60
Private Candidates	67,306	65,961	133,267	15,839	16,056	31,895	23.93	24.34

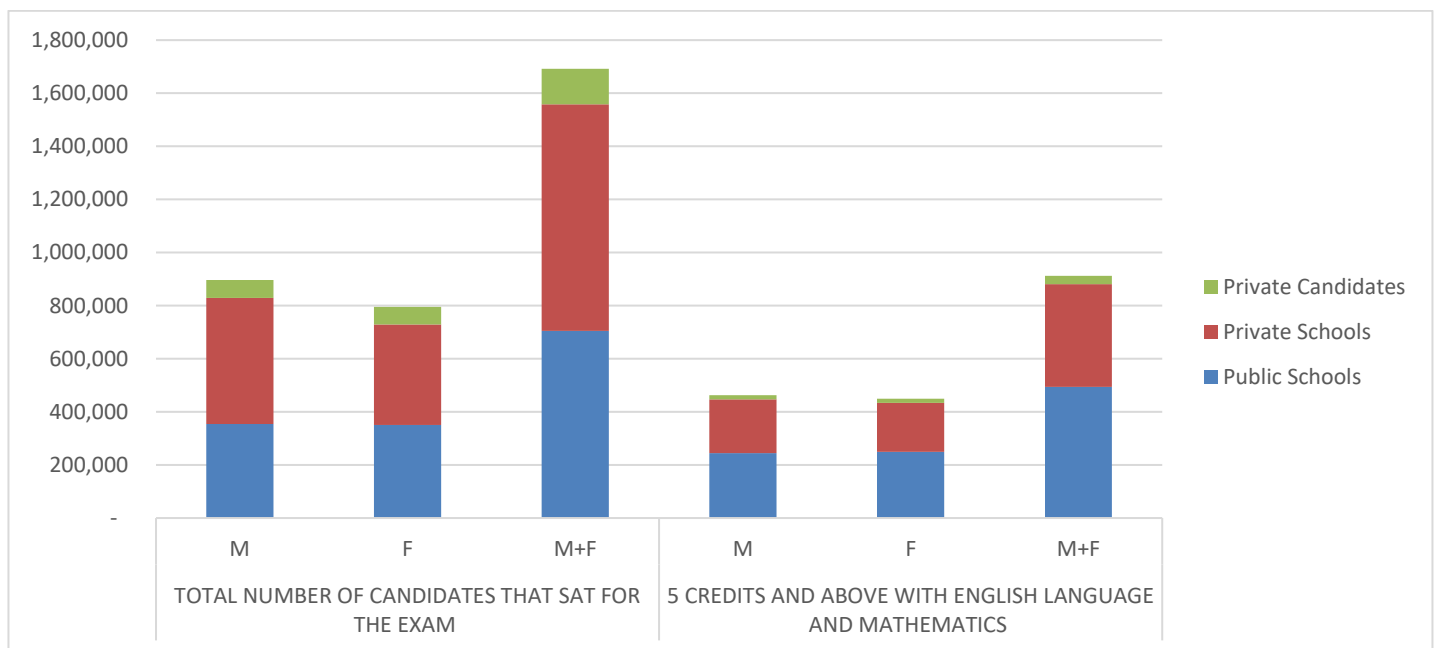


Fig 7.1.4 Candidates' Performance by Gender in WASSCE Examination 2017

STATISTICS & NEMIS

7.2.0 National Examination Council (NECO)

The National Examination Council (NECO) was established in 1999 to conduct General Certificate of Education, School Certificate Examination, and a number of other public examinations.

7.2.1 Candidates Enrolment

Table 7.1 gives the number of candidates that sat for 2013 -2017 June/July NECO examination by gender. The graphical illustration is as shown on Figure 7.2.1.

Table 7.2.1: Number of Candidates that Sat for 2013 - 2017 NECO June/July Examination by Gender

Year	M	F	M+F
2013	408,123	258,838	666,961
2014	379,402	238,594	617,996
2015	367,271	232,114	599,385
2016	385,261	233,525	618,786
2017	605,387	446,085	1,051,472

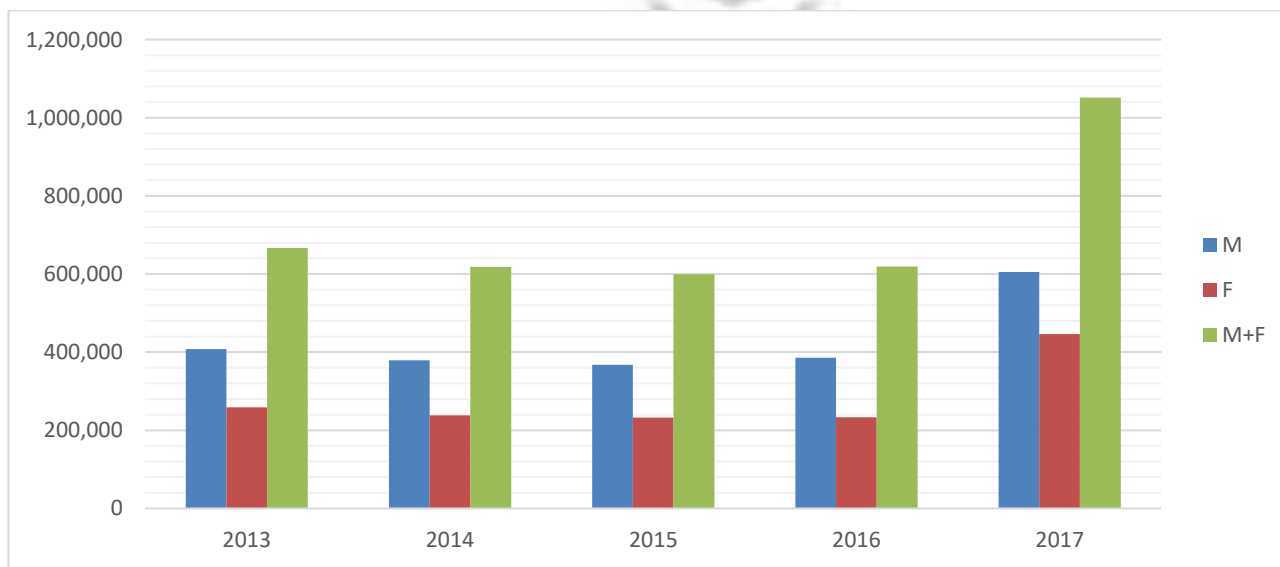


Fig 7.2.1: Number of Candidates that Sat for NECO 2013 - 2017 June/July Examination in Public Schools by Gender

7.2.2 Candidates' Performances in SSCE Examination

Tables 7.2.2 and 7.2.3 show candidates' performance in 2017 June/July NECO Examination by State and Gender and the successful candidates with 5 credits and above (including English Language and Mathematics). The graphical illustration is represented on Figure 7.2.2

Table 7.2.2: Candidates' Performance by State and Gender in 2017 June/July SSCE

State	Candidates that sat for the Examination			Candidates with 5 Credits & Above without English & Mathematics			Candidates with 5 Credits and Above including English Language			Candidates with 5 Credits and Above including Mathematics			Candidates with 5 Credits and Above including English and Mathematics (Successful Candidates)		
	M	F	M+F	M	F	M+F	M	F	M+F	M	F	M+F	M	F	M+F
Adamawa	22,921	14,821	37,742	323	237	560	18,591	11,991	30,582	17,897	11,629	29,526	16,336	10,486	26,822
Akwa-Ibom	10,805	12,594	23,399	119	115	234	8,872	10,526	19,398	8,155	9,743	17,898	7,527	9,007	16,534
Anambra	9,266	11,528	20,794	37	80	117	8,279	10,423	18,702	7,393	8,624	16,017	7,225	8,379	15,604
Bauchi	29,918	11,810	41,728	1,168	491	1,659	20,523	8,848	29,371	20,218	8,691	28,909	16,601	7,362	23,963
Bayelsa	2,205	2,246	4,451	16	7	23	1,975	2,074	4,049	1,915	1,948	3,863	1,860	1,902	3,762
Benue	23,572	17,037	40,609	300	258	558	20,084	14,509	34,593	19,469	13,692	33,161	17,837	12,575	30,412
Borno	17,562	10,359	27,921	751	351	1,102	12,047	7,562	19,609	12,792	8,255	21,047	10,477	6,874	17,351
Cross-River	8,990	8,897	17,887	134	108	242	7,202	7,411	14,613	6,889	7,030	13,919	6,399	6,495	12,894
Delta	8,235	8,605	16,840	32	41	73	7,426	7,813	15,239	6,784	7,001	13,785	6,584	6,790	13,374
Ebonyi	5,422	5,239	10,661	50	51	101	4,845	4,661	9,506	4,500	4,382	8,882	4,295	4,130	8,425
Edo	10,842	11,093	21,935	64	52	116	9,772	10,239	20,011	9,487	9,882	19,369	9,047	9,513	18,560
Ekiti	5,721	5,799	11,520	38	40	78	5,256	5,423	10,679	4,975	5,119	10,094	4,818	4,975	9,793
Enugu	11,628	15,033	26,661	100	136	236	10,171	13,366	23,537	9,417	11,927	21,344	8,905	11,317	20,222
FCT	8,487	10,164	18,651	95	205	300	6,956	8,281	15,237	5,250	5,681	10,931	4,998	5,426	10,424
Gombe	16,782	8,976	25,758	361	185	546	13,504	7,631	21,135	11,824	6,491	18,315	10,949	6,028	16,977
Imo	11,039	12,997	24,036	95	129	224	9,494	11,456	20,950	9,377	11,278	20,655	8,723	10,452	19,175
Jigawa	15,490	6,060	21,550	691	251	942	11,016	4,275	15,291	10,123	4,173	14,296	8,356	3,524	11,880
Kaduna	31,289	21,368	52,657	357	240	597	24,452	17,585	42,037	23,853	17,079	40,932	21,667	15,724	37,391
Kano	56,955	32,503	89,458	1,657	1,226	2,883	42,406	26,202	68,608	41,399	24,678	66,077	36,264	22,386	58,650
Katsina	24,474	10,767	35,241	558	280	838	20,039	8,943	28,982	18,113	8,068	26,181	16,539	7,419	23,958
Kebbi	18,815	8,627	27,442	384	159	543	13,692	6,003	19,695	13,151	6,244	19,395	11,905	4,981	16,886
Kogi	16,591	11,816	28,407	181	92	273	14,606	10,523	25,129	13,950	9,870	23,820	13,025	9,238	22,263
Kwara	12,179	10,136	22,315	226	175	401	10,401	8,795	19,196	9,843	8,070	17,913	9,028	7,482	16,510
Lagos	25,631	27,324	52,955	107	121	228	22,552	24,437	46,989	20,950	21,948	42,898	20,293	21,288	41,581
Nasarawa	21,490	14,843	36,333	178	127	305	18,550	12,862	31,412	18,620	12,881	31,501	17,152	11,880	29,032
Niger	19,683	14,133	33,816	368	193	561	13,976	10,354	24,330	14,343	10,266	24,609	12,417	9,192	21,609
Ogun	12,600	12,837	25,437	30	26	56	11,484	11,875	23,359	10,470	10,528	20,998	10,258	10,375	20,633
Ondo	13,471	13,510	26,981	88	93	181	11,782	12,150	23,932	10,669	10,869	21,538	10,236	10,510	20,746
Osun	13,223	13,060	26,283	110	90	200	12,025	12,090	24,115	11,005	10,813	21,818	10,541	10,401	20,942
Oyo	27,223	28,070	55,293	273	318	591	24,043	25,220	49,263	22,406	23,127	45,533	21,077	21,834	42,911
Plateau	19,295	15,474	34,769	347	269	616	16,069	12,892	28,961	15,412	12,082	27,494	14,043	10,990	25,033
Rivers	5,662	6,128	11,790	27	23	50	4,945	5,490	10,435	4,691	5,030	9,721	4,491	4,820	9,311
Sokoto	18,180	7,885	26,065	358	122	480	11,640	6,172	17,812	10,954	5,842	16,796	9,163	5,255	14,418
Taraba	13,287	6,859	20,146	170	89	259	11,245	5,602	16,847	11,031	5,637	16,668	10,101	5,038	15,139
Yobe	12,560	4,749	17,309	390	106	496	8,873	3,974	12,847	8,033	3,880	11,913	7,116	3,575	10,691
Zamfara	18,861	7,159	26,020	1,071	263	1,334	11,088	4,956	16,044	10,776	5,128	15,904	8,494	4,113	12,607
Overseas	13	9	22	0	0	0	7	7	14	0	0	0	0	0	0
National	605,387	446,085	1,051,472	11,285	6,779	18,064	484,488	377,864	862,352	460,237	352,250	812,487	418,741	326,312	745,053

Table 7.2.3: Candidates' Performance by Gender in June/July 2017 SSCE

Candidates that sat for the Examination			Candidates with 5 Credits and Above including English and Mathematics (Successful Candidates)			Percentage (Successful Candidates)	
M	F	M+F	M	F	M+F	M+F	F
605,387	446,085	1,051,472	418,741	326,312	745,053	70.9	43.8




Figure 7.2.2: Candidates' Performance by Gender in June/July 2017 SSCE

7.3.0 National Business and Technical Examination Board (NABTEB)

The National Business and Technical Examination Board (NABTEB), according to Act 70 of August 23, 1993 has the responsibility, among others for conducting the National Technical Certificate (NTC), National Business Certificate (NBC), Advanced National Business Certificate (ANBC) and Advanced National Technical Certificate (ANTC) examinations between May/June and October/November respectively, every year.

7.3.1 Candidates Enrolment

Table 7.3.1 gives a summary of candidates' enrolment for May/June NTC/NBC examinations between 2013 - 2017 by Gender. The graphical summary is provided on figure 7.2.

Table 7.3.1: Total Candidates Enrolment by Year and Gender for 2013 - 2017 May/June NTC/NBC Examination

YEAR	M	F	M+F	% Females
2013	69,939	32,155	102,094	31.5
2014	55,473	23,450	78,923	29.7
2015	53,051	23,312	76,363	30.5
2016	49,394	20,078	69,472	28.9
2017	42,081	15,933	58,014	27.5

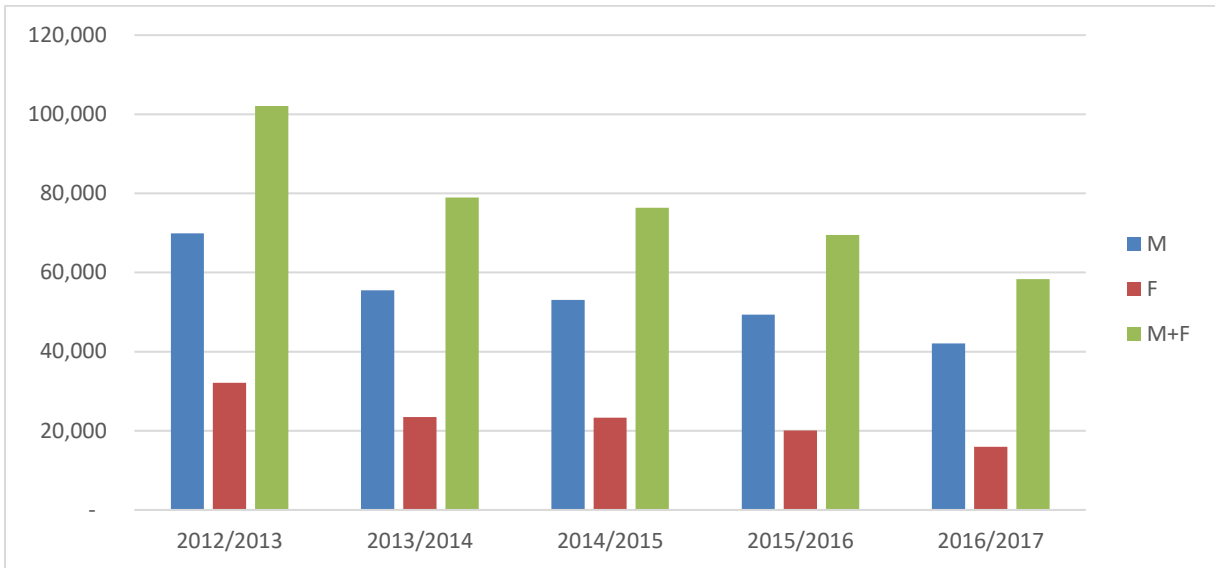


Fig 7.3.1: Candidates' Enrolment by Year and Gender for 2013 – 2017 May/June NTC/NBC Examination



FEDERAL MINISTRY OF EDUCATION
STATISTICS & NEMIS

Table 7.3.2: Candidates' Performance in the 2017 May/June NBC/NTC Examination by State and Gender

State	Candidates that sat for the Examination			Candidates with 5 Credits and Above Without English & Mathematics			Candidates with 5 Credits & Above including English			Candidates with 5 Credits & Above including Mathematics			Candidates with 5 Credits & Above Including English & Mathematics		
	M	F	M+F	M	F	M+F	M	F	M+F	M	F	M+F	M	F	M+F
Abia	261	171	432	133	92	240	162	103	283	154	105	278	160	94	254
Adamawa	1,555	747	2,302	899	444	1,396	945	465	1,473	1,013	502	1,575	906	442	1,348
Akwa Ibom	1,250	226	1,476	618	135	781	671	150	848	624	105	753	580	102	682
Anambra	764	445	1,209	505	261	791	521	280	833	551	303	885	501	286	787
Bauchi	1,037	188	1,225	246	63	315	254	63	327	311	72	391	224	48	272
Bayelsa	37	15	52	20	3	23	28	5	33	31	5	36	29	4	33
Benue	2,019	584	2,913	995	197	1,333	1,303	337	1,899	1	-	5	1,286	379	1,824
Borno	231	102	333	50	33	85	57	34	94	62	46	110	37	22	59
Cross River	634	451	1,085	343	266	631	390	297	715	367	284	676	330	259	589
Delta	328	110	438	215	64	291	3	2	5	229	73	321	225	72	297
Ebonyi	153	66	219	72	44	117	110	46	158	101	46	151	93	39	132
Edo	429	202	631	257	137	407	-	-	-	272	148	435	241	151	392
Ekiti	410	211	621	266	154	438	268	161	449	292	174	489	283	161	444
Enugu	921	519	1,440	580	291	888	639	332	991	-	-	-	583	255	838
FCT	1,149	824	1,973	618	402	1,047	731	528	1,306	-	-	-	675	530	1,205
Gombe	1,922	856	2,778	725	382	1,180	781	364	1,248	765	407	1,236	615	303	918
Imo	780	228	1,008	512	139	696	557	147	752	483	153	678	428	157	585
Jigawa	1,597	128	1,725	1,022	78	1,121	1,070	76	1,168	1,108	78	1,211	1,023	66	1,089
Kaduna	911	128	1,039	507	49	563	587	68	662	602	71	682	565	67	632
Kano	2,070	149	2,219	882	115	1,007	1,084	112	1,209	1,113	111	1,236	1,044	89	1,133
Katsina	900	186	1,086	739	171	919	737	168	914	693	167	872	552	114	666
Kebbi	780	100	880	455	50	520	387	55	460	546	68	634	384	61	445
Kogi	1,035	580	1,615	723	385	1,173	714	370	1,158	754	414	1,249	672	362	1,034
Kwara	3,190	2,355	5,545	2,392	1,753	4,326	2,366	1,753	4,302	2,654	1,962	4,820	2,378	1,784	4,162
Lagos	1,582	500	2,084	1,181	331	1,524	1,238	352	1,605	1,031	334	1,379	837	267	1,104
Nasarawa	1,562	587	2,149	991	356	1,394	1,027	364	1,444	1,006	389	1,447	890	343	1,233
Niger	4,860	1,833	6,693	3,213	1,264	4,621	3,385	1,300	4,847	3,606	1,394	5,178	3,310	1,298	4,608
Ogun	1,000	368	1,368	385	147	537	364	145	520	388	149	543	273	110	383
Ondo	924	471	1,395	693	332	1,074	677	339	1,073	715	341	1,113	658	346	1,004
Osun	1,262	563	1,825	918	461	1,419	949	439	1,432	1,000	461	1,507	905	425	1,330
Oyo	875	310	1,185	550	223	781	617	232	856	473	207	686	388	165	553
Plateau	1,358	630	1,988	774	359	1,168	853	401	1,289	815	388	1,243	763	353	1,116
Rivers	454	67	521	212	18	235	254	24	283	215	15	236	176	14	190
Sokoto	791	148	939	291	82	388	351	96	466	369	103	494	388	89	477
Taraba	691	366	1,057	425	228	672	422	227	669	471	252	746	408	209	617
Yobe	1,727	440	2,167	822	248	1,079	828	274	1,117	905	283	1,203	727	287	1,014
Zamfara	632	79	711	328	47	384	385	54	448	318	37	361	235	28	263
Total	42,081	15,933	58,326	24,557	9,804	35,564	25,715	10,163	37,336	24,038	9,647	34,859	23,772	9,781	33,712

Table 7.3.3: Candidates Performance in the May/June 2017 NBC/NTC Examination

Total Number of Candidates that sat for the Examination			Candidates with Five Credits & above including English & Mathematics (Successful Candidates)			Percentage (Successful Candidates)	
M	F	M+F	M	F	M+F	M+F	F
42,081	15,933	58,326	23,772	9,781	33,712	57.8	29.0




Figure 7.3.2: Candidates Performance in the NBC/NTC May/June 2017 Examination

FEDERAL MINISTRY OF EDUCATION
STATISTICS & NEMIS

Table 7.3.4: Candidates Enrolment by Trade and Gender in 2016 May/June NBC/NTC Examinations

Trade Code	Trade	Gender			
		Unindicated Gender (U)	M	F	U+M+F
010	Agric. Equipment & Implement Mech. Works	6	149	17	172
020	Motor Vehicle Mechanics Works	76	2,277	26	2379
030	Automobile Electrical Works	0	6	1	7
040	Electrical Install. & Maintenance Works	236	6,323	244	6803
050	Fabrication and Welding	34	1,454	23	1511
060	Mechanical Engineering Craft Practice	31	1,259	25	1315
070	Electronics Works	20	885	104	1009
080	Refrigeration and Air-Conditioning Works	6	237	3	246
090	Vehicle Body Building	0	15	0	15
110	Instrument Mechanics Works	0	72	3	75
120	Appliance Maintenance and Repairs	1	1	0	2
130	Foundry Craft Practice	0	13	0	13
150	Marine Engineering Craft	1	11	0	12
170	Computer Craft Studies	34	856	479	1369
180	Animal Husbandry	28	141	103	272
200	Fisheries	7	16	15	38
210	Blocklaying/Bricklaying and Concreting	124	3,450	110	3684
220	Carpentry and Joinery	32	1410	17	1459
230	Furniture Making	13	595	1	609
240	Machine Wood Working	0	57	0	57
250	Painting and Decorating	8	209	56	273
260	Plumbing and Pipe-Fitting	3	363	8	374
270	Draughtmanship Craft Practice	1	95	12	108
310	Cosmetology	0	4	14	18
320	Men's Garment Making	0	55	0	55
330	Ladies Garment Making	13	62	390	465
340	Catering Craft Practice	67	87	963	1117
350	Leather Trades	0	13	0	13
360	Printing Craft Practice	0	45	22	67
370	Textile Trades	0	0	1	1
380	Graphic Arts	1	78	10	89
390	Ceramics	1	8	8	17
410	Secretarial Duties	23	68	96	187
420	Book-Keeping	524	4133	3677	8334
430	Salesmanship	6	62	64	132
440	Tourism	3	13	20	36
450	General Education	1,381	16,092	8642	26115

7.4.0 Joint Admission and Matriculation Board (JAMB)

Joint Admission and Matriculation Board (JAMB) is an examination body for entrance into the tertiary institutions in Nigeria. The Board conducts entrance examinations for prospective undergraduates into Nigerian universities as well as Public/Private Polytechnics and Colleges of Educations.

7.4.1 Application and Admission

The summary of Applications and Admissions for the 2013-2017 Unified Tertiary Matriculation Examination (UTME) by year and gender is shown in table 7.4.1, while 7.4.2 and 7.4.3 show the number of UTME applications and admissions by state, faculty and gender respectively.

Table 7.4.1: 2013-2017 UTME Applications and Admissions by Year and Gender

Year	Applications				Admissions			
	M	F	M+F	% F	M	F	M+F	% F
2013	832,195	648,763	1,480,958	43.81	206,746	142,777	349,523	40.85
2014	923,573	708,414	1,631,987	43.41	255,483	180,206	435,689	41.36
2015	825,738	647,909	1,473,647	43.97	274,372	203,170	477,542	42.54
2016	886,949	692,387	1,579,336	43.84	277,894	213,848	491,742	43.49
2017	831,407	631,859	1,463,266	43.18	238,017	185,325	423,342	43.78

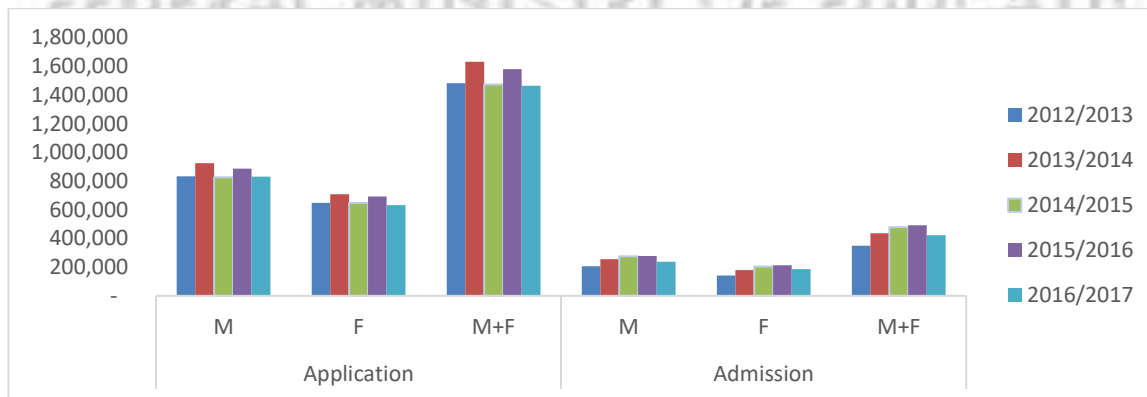


Figure 7.4.1: 2013-2017 UTME Applications and Admissions by Year and Gender

National	65,817	67,257	133,074	14,641	12,640	27,281	42,040	48,921	90,961	32,624	42,719	75,343	193,338	30,714	224,052	126,060	189,789	315,849	149,271	92,331	241,602	207,616	147,488	355,104	831,407	631,859	1,463,266
----------	--------	--------	---------	--------	--------	--------	--------	--------	--------	--------	--------	--------	---------	--------	---------	---------	---------	---------	---------	--------	---------	---------	---------	---------	---------	---------	-----------

Table 7.4.3: 2017 UTME Admission by State, Faculty and Gender

State	Administration (Business & Public)			Agriculture			Arts/Humanities			Education			Eng/Tech/Env			Medicine			Science			Social Sciences			Total		
	M	F	M + F	M	F	M + F	M	F	M + F	M	F	M + F	M	F	M + F	M	F	M + F	M	F	M + F	M	F	M + F	M	F	M + F
Abia	300	398	698	486	950	1,436	427	703	1,130	528	1,104	1,632	1,723	337	2,060	513	1,012	1,525	1,673	1,726	3,399	869	1,160	2,029	6,519	7,390	13,909
Adamawa	349	195	544	369	296	665	83	96	179	849	593	1,442	1,206	380	1,586	142	102	244	2,105	1,113	3,218	938	553	1,491	6,041	3,328	9,369
Akwa Ibom	235	330	565	331	536	867	565	956	1,521	944	1,522	2,466	2,129	551	2,680	293	565	858	1,677	1,531	3,208	827	955	1,782	7,001	6,946	13,947
Anambra	508	735	1,243	499	740	1,239	726	1,016	1,742	954	2,504	3,458	2,479	625	3,104	739	1,326	2,065	2,378	2,742	5,120	1,270	1,672	2,942	9,553	11,360	20,913
Bauchi	304	71	375	301	98	399	296	96	392	1,023	456	1,479	1,088	216	1,304	484	163	647	2,237	871	3,108	590	105	695	6,323	2,076	8,399
Bayelsa	92	73	165	153	205	358	336	418	754	275	373	648	839	122	961	176	286	462	594	410	1,004	617	609	1,226	3,082	2,496	5,578
Benue	541	427	968	840	675	1,515	613	600	1,213	1,894	1,306	3,200	1,379	438	1,817	297	258	555	3,212	1,838	5,050	1,728	1,341	3,069	10,504	6,883	17,387
Borno	253	151	404	313	179	492	116	100	216	764	597	1,361	704	107	811	215	207	422	1,259	826	2,085	402	230	632	4,026	2,397	6,423
Cross River	240	222	462	195	204	399	237	377	614	821	996	1,817	1,123	252	1,375	421	635	1,056	1,500	891	2,391	637	639	1,276	5,174	4,216	9,390
Delta	368	544	912	357	483	840	584	1,013	1,597	1,341	2,282	3,623	1,774	361	2,135	540	938	1,478	2,632	2,013	4,645	1,048	1,278	2,326	8,644	8,912	17,556
Ebonyi	209	226	435	452	697	1,149	352	363	715	593	659	1,252	789	239	1,028	394	373	767	1,127	856	1,983	778	693	1,471	4,694	4,106	8,800
Edo	189	216	405	461	573	1,034	540	897	1,437	1,601	2,280	3,881	1,422	226	1,648	584	1,049	1,633	2,586	1,750	4,336	1,203	1,331	2,534	8,586	8,322	16,908
Ekiti	294	309	603	446	539	985	351	477	828	712	963	1,675	964	224	1,188	169	287	456	1,544	1,424	2,968	724	646	1,370	5,204	4,869	10,073
Enugu	391	559	950	536	1,015	1,551	376	479	855	797	1,790	2,587	1,922	404	2,326	591	881	1,472	2,070	2,379	4,449	1,009	1,053	2,062	7,692	8,560	16,252
FCT	28	20	48	33	22	55	28	26	54	105	58	163	149	13	162	19	26	45	252	150	402	169	68	237	783	383	1,166
Gombe	83	33	116	192	45	237	302	295	597	960	529	1,489	344	48	392	164	110	274	2,366	1,143	3,509	1,188	423	1,611	5,599	2,626	8,225
Imo	641	926	1,567	842	1,588	2,430	733	998	1,731	1,543	3,543	5,086	2,972	653	3,625	613	1,252	1,865	3,179	3,115	6,294	1,166	1,412	2,578	11,689	13,487	25,176
Jigawa	45	13	58	199	47	246	334	139	473	731	186	917	306	18	324	88	39	127	1,515	446	1,961	327	54	381	3,545	942	4,487
Kaduna	286	131	417	239	196	435	489	407	896	1,367	1,180	2,547	1,268	343	1,611	216	286	502	3,835	2,582	6,417	1,166	714	1,880	8,866	5,839	14,705
Kano	241	61	302	1,050	316	1,366	781	385	1,166	2,606	1,399	4,005	1,236	59	1,295	436	345	781	4,643	2,240	6,883	1,420	280	1,700	12,413	5,085	17,498
Katsina	233	53	286	157	65	222	334	109	443	1,166	478	1,644	451	49	500	102	80	182	3,039	986	4,025	746	158	904	6,228	1,978	8,206
Kebbi	61	38	99	273	75	348	115	40	155	401	109	510	304	27	331	108	57	165	1,861	514	2,375	381	81	462	3,504	941	4,445
Kogi	248	226	474	563	616	1,179	600	753	1,353	1,073	968	2,041	1,305	256	1,561	243	304	547	2,675	2,038	4,713	2,009	1,740	3,749	8,716	6,901	15,617
Kwara	434	411	845	537	819	1,356	606	551	1,157	1,174	1,236	2,410	1,520	326	1,846	278	358	636	2,015	1,807	3,822	1,154	1,053	2,207	7,718	6,561	14,279
Lagos	335	345	680	156	203	359	229	285	514	752	889	1,641	658	183	841	89	227	316	869	769	1,638	569	576	1,145	3,657	3,477	7,134
Nasarawa	267	171	438	379	243	622	227	155	382	716	441	1,157	368	57	425	88	67	155	2,349	1,318	3,667	1,214	632	1,846	5,608	3,084	8,692
Niger	238	138	376	231	182	413	221	123	344	1,186	625	1,811	575	99	674	84	76	160	1,418	680	2,098	651	298	949	4,604	2,221	6,825
Ogun	648	711	1,359	772	837	1,609	548	755	1,303	1,776	2,752	4,528	1,521	356	1,877	403	822	1,225	2,385	2,247	4,632	1,201	1,284	2,485	9,254	9,764	19,018
Ondo	331	395	726	491	601	1,092	481	605	1,086	1,433	2,032	3,465	1,082	302	1,384	299	534	833	2,511	1,839	4,350	750	629	1,379	7,378	6,937	14,315
Osun	496	584	1,080	948	1,321	2,269	725	877	1,602	1,623	2,150	3,773	2,196	561	2,757	448	893	1,341	3,204	2,854	6,058	925	901	1,826	10,565	10,141	20,706
Oyo	395	469	864	895	1,205	2,100	555	684	1,239	1,492	2,025	3,517	1,799	520	2,319	295	619	914	2,597	2,568	5,165	739	762	1,501	8,767	8,852	17,619
Plateau	177	168	345	134	73	207	373	356	729	1,336	959	2,295	637	179	816	192	176	368	1,568	1,054	2,622	1,040	645	1,685	5,457	3,610	9,067

Rivers	238	422	660	257	376	633	282	398	680	1,434	1,904	3,338	1,902	514	2,416	278	397	675	1,421	1,101	2,522	499	566	1,065	6,311	5,678	11,989
Sokoto	62	8	70	98	16	114	364	82	446	450	90	540	93	6	99	195	108	303	1,259	284	1,543	618	89	707	3,139	683	3,822
Taraba	357	230	587	481	225	706	290	197	487	761	397	1,158	547	103	650	120	67	187	1,389	551	1,940	962	457	1,419	4,907	2,227	7,134
Yobe	174	73	247	257	66	323	248	124	372	826	327	1,153	272	26	298	145	52	197	1,898	557	2,455	581	132	713	4,401	1,357	5,758
Zamfara	85	8	93	41	4	45	152	36	188	438	183	621	118	9	127	64	53	117	766	348	1,114	201	49	250	1,865	690	2,555
National	10,376	10,090	20,466	14,964	16,331	31,295	14,619	15,971	30,590	38,445	41,885	80,330	41,164	9,189	50,353	10,525	15,030	25,555	75,608	51,561	127,169	32,316	25,268	57,584	238,017	185,325	423,342



FEDERAL MINISTRY OF EDUCATION
STATISTICS & NEMIS

7.5.0 TEACHERS REGISTRATION COUNCIL OF NIGERIA (TRCN)

Teachers Registration Council of Nigeria (TRCN) is an agency of the Federal Ministry of Education, established by the Act CAP T3 of 2004. Among other responsibilities, its major mandates are to regulate and control the Teaching Profession at all levels of the Nigerian Education system, both in the public and private sectors.

7.5.1 Registered Teachers

The number of Teachers registered with TRCN by State, Level and Gender in the 2016/2017 academic session is shown in table 7.5.1 with a total of 20,205 (Tertiary), 483,150 (Secondary) and 1,289,480 (Primary). The graphical illustration is provided on Figure 7.5.

Table 7.5.1: Registered Teachers by State, Sector and Gender: 2016/2017

State	Primary			Secondary			Tertiary			Administrative Positions		
	M	F	M+F	M	F	M+F	M	F	M+F	M	F	M+F
Abia	8,130	36,782	44,912	4,802	7,702	12,504	126	109	235	31	49	80
Adamawa	21,739	12,487	34,226	5,249	3,629	8,878	424	194	618	123	24	147
Akwa Ibom	16,444	31,780	48,224	7,465	6,941	14,406	199	150	349	226	455	681
Anambra	5,182	34,968	40,150	4,494	10,209	14,703	267	394	661	91	532	623
Bauchi	16,409	6,028	22,437	3,783	2,682	6,465	212	256	468	206	162	368
Bayelsa	10,090	12,464	22,554	4,778	4,082	8,860	109	114	223	327	535	862
Benue	36,142	21,739	57,881	9,219	4,491	13,710	354	156	510	749	993	1,742
Borno	10,453	11,968	22,421	4,101	4,392	8,493	632	330	962	343	188	531
Cross Rivers	13,250	19,450	32,700	4,742	4,242	8,984	175	117	292	87	88	175
Delta	13,420	34,958	48,378	9,483	15,418	24,901	483	296	779	660	1,504	2,164
Ebonyi	12,168	13,250	25,418	4,525	4,511	9,036	185	135	320	646	89	735
Edo	9,946	28,273	38,219	5,697	6,684	12,381	21	190	211	798	1,075	1,873
Ekiti	8,906	21,194	30,100	7,357	8,710	16,067	232	135	367	172	134	306
Enugu	13,210	27,876	41,086	5,149	7,441	12,590	302	270	572	1,604	4,861	6,465
FCT	11,818	21,728	33,546	7,657	9,527	17,184	256	213	469	3,939	7,100	11,039
Gombe	12,520	8,153	20,673	4,670	3,159	7,829	270	158	428	152	134	286
Imo	37,259	31,570	68,829	7,121	9,513	16,634	247	164	411	272	696	968
Jigawa	10,499	2,687	13,186	2,528	1,997	4,525	195	88	283	108	19	127
Kaduna	18,617	25,481	44,098	9,110	7,564	16,674	762	449	1,211	732	696	1,428
Kano	17,878	6,820	24,698	7,624	4,176	11,800	553	315	868	1,195	440	1,635
Katsina	19,123	7,681	26,804	5,211	3,080	8,291	392	157	549	290	57	347
Kebbi	8,317	5,492	13,809	4,356	3,051	7,407	327	122	449	114	440	554
Kogi	36,924	20,069	56,993	4,874	3,991	8,865	256	131	387	3,064	5,651	8,715
Kwara	17,346	29,818	47,164	7,277	7,275	14,552	545	248	793	1,696	94	1,790
Lagos	11,330	41,354	52,684	12,423	23,037	35,460	599	415	1,014	1,440	5,651	7,091
Nasarawa	13,435	8,208	21,643	7,715	4,332	12,047	196	125	321	1,696	302	1,998
Niger	17,693	13,812	31,505	8,683	5,779	14,462	457	210	667	1,440	2,250	3,690
Ogun	11,506	30,274	41,780	8,444	11,842	20,286	380	269	649	271	386	657
Ondo	11,666	27,101	38,767	11,498	8,356	19,854	307	171	478	317	565	882
Osun	13,764	26,561	40,325	7,280	6,230	13,510	400	181	581	725	605	1,330

Oyo	18,677	55,823	74,500	10,997	13,324	24,321	576	282	858	687	938	1,625
Plateau	18,913	15,658	34,571	6,510	5,382	11,892	397	251	648	118	103	221
Rivers	14,104	20,290	34,394	8,115	8,412	16,527	348	265	613	1,384	2,399	3,783
Sokoto	8,237	4,987	13,224	4,303	3,729	8,032	227	131	358	262	127	389
Taraba	13,686	6,668	20,354	4,319	2,816	7,135	258	123	381	85	53	138
Yobe	6,546	4,729	11,275	3,979	2,870	6,849	494	281	775	117	20	137
Zamfara	11,786	4,166	15,952	3,755	3,281	7,036	328	119	447	377	53	430
TOTAL	557,133	732,347	1,289,480	239,293	243,857	483,150	12,491	7,714	20,205	26,544	39,468	66,012

Table 7.5.2: Number of Teachers Registered by Level in 2017

Primary			Secondary			Tertiary			Administrative Positions		
M	F	M+F	M	F	M+F	M	F	M+F	M	F	M+F
557,133	732,347	1,289,480	239,293	243,857	483,150	12,491	7,714	20,205	26,544	39,468	66,012

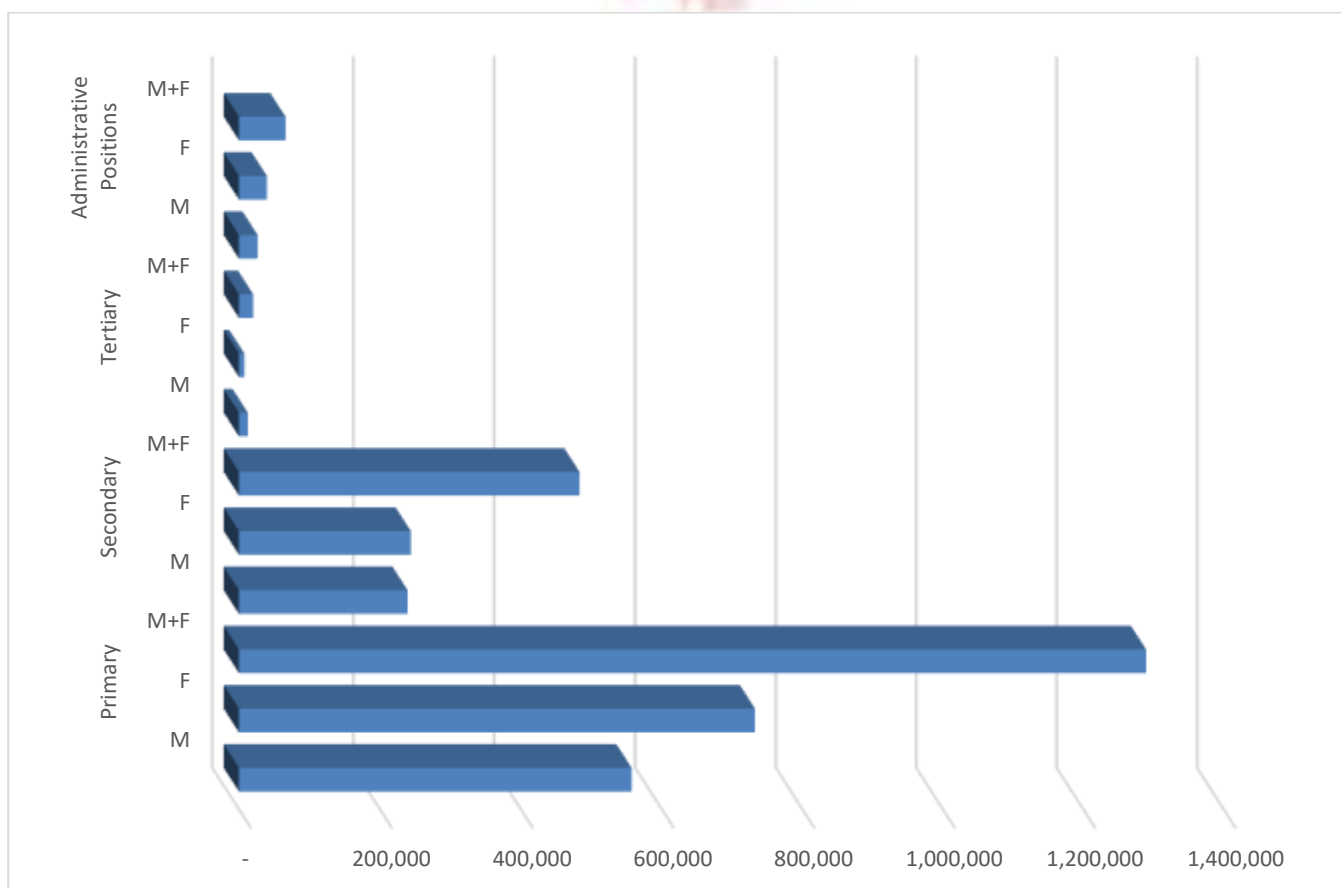


Figure 7.5.1: Number of Teachers Registered by Level in 2017

CHAPTER EIGHT

FUNDING OF EDUCATION

8.0 Introduction

Funding of education is important for sustainable growth and development of a Nation. There are two broad sources of funding educational programmes in Nigeria; and they are:

- ✚ Government sources
- ✚ Non-Governmental sources

Government sources:

Government sources of fund to education are budgetary allocation and grants. Grants are categorized into 3 groups, which are:

- ✚ **Capital Grant:** This represents disbursements for financing of projects such as the construction of new buildings, roads, provision of equipments and major repairs.
- ✚ **Recurrent Grants:** These are expenditures incurred in the payment of salaries, allowances, maintenance, traveling and transport expenses etc.
- ✚ **Special Grant:** Is an aid given to some schools by the Federal, State or Local Government to improve the quality of education. Grants to schools are usually disbursed by regulatory institutions such as NUC, NCCE, UBEC, NBTE etc.

Non-Governmental sources:

Non-governmental sources of funding educational programmes in Nigeria include:

- ✚ School fees;
- ✚ Proceed from school activities;
- ✚ Community effort;
- ✚ Donations and
- ✚ External aids

8.1 Recurrent and Capital Budget

Table 8.1 gives the percentage of national budget assigned to education. Figure 8.1 shows the corresponding graphical representation.

Table 8.1: Federal Ministry of Education Recurrent and Capital Budget 2014-2017

Year	Appropriated			National Budget	% of National Budget to FME.
	Recurrent	Capital	Total		
2014	443,922,095,037	49,536,035,231	493,458,130,268	4,642,960,000,000	10.63
2015	392,363,784,654	90,820,000,000	483,183,784,654	4,493,363,957,158	10.75
2016	367,734,727,222	112,543,487,466	480,278,214,688	6,060,677,358,227	7.92
2017	398,009,615,150	50,433,487,465	448,443,102,615	7,298,507,709,937	6.14

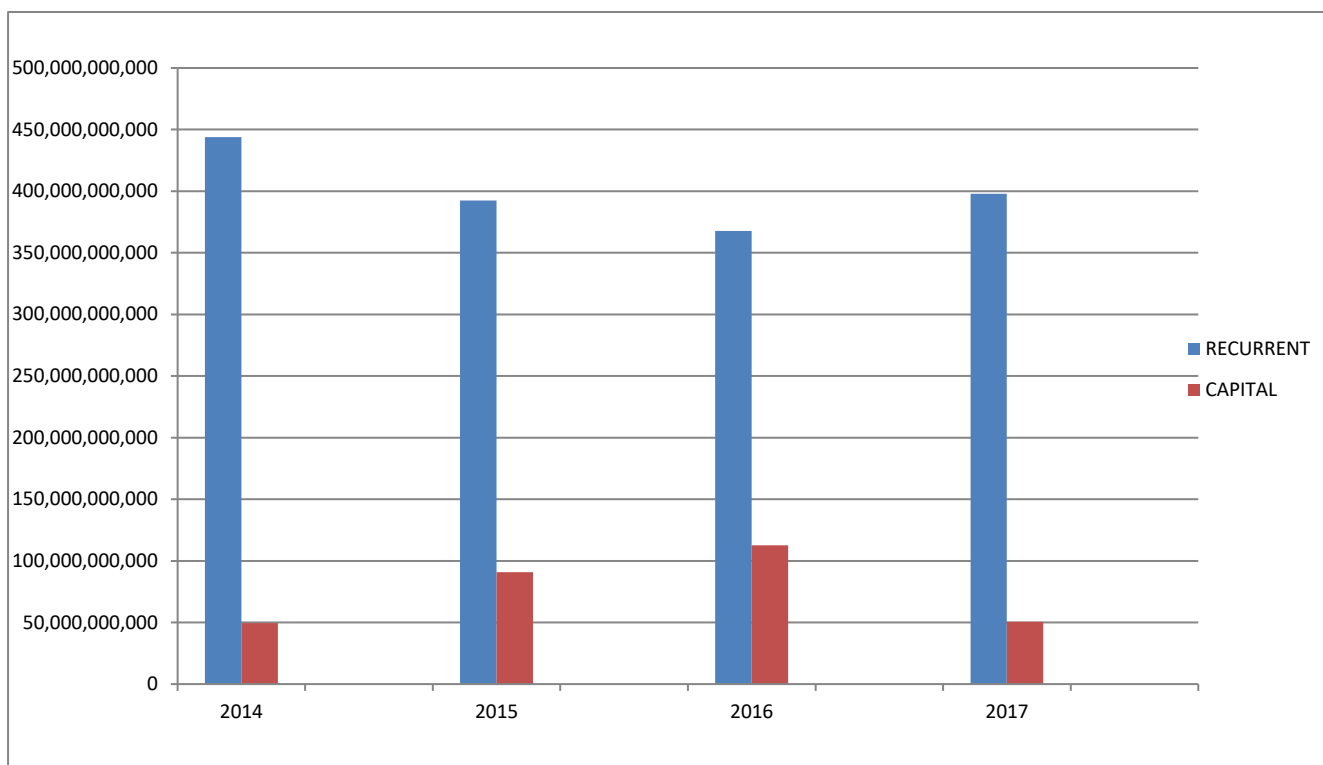


Figure 8.1: Federal Ministry of Education Recurrent and Capital Budget, 2014-2017

8.2 Universal Basic Education Fund

The Federal Government's contribution to Basic Education comes from 2 per cent FGN Consolidated Revenue Fund managed by the Universal Basic Education Commission (UBEC). This fund is allocated to states on annual basis according to a formula which UBEC determines from time to time. Table 8.2 shows the allocation for the period 2014-2017. States are expected to collect these funds on provision of counterpart funds to run their Basic Education programmes. In the year 2014, Eight States did not meet the requirements to collect their allocation, in 2015 twenty-three States, in 2016 Seventeen States, while in 2017 Twenty-three States. Figure 8.2 shows the national summary of allocation and disbursement of the matching grants to States.

Table 8.2. National Summary of Total Allocation and Disbursement of Matching Grants by UBEC to States (2014-2017)

Year	Total Allocation	Total Disbursement
2014	35,235,002,014.10	33,059,328,226.70
2015	32,440,002,015.12	27,098,868,223.16
2016	38,555,002,015.74	24,658,771,096.09
2017	47,594,699,808.35	18,008,806,586.70

Source: UBEC

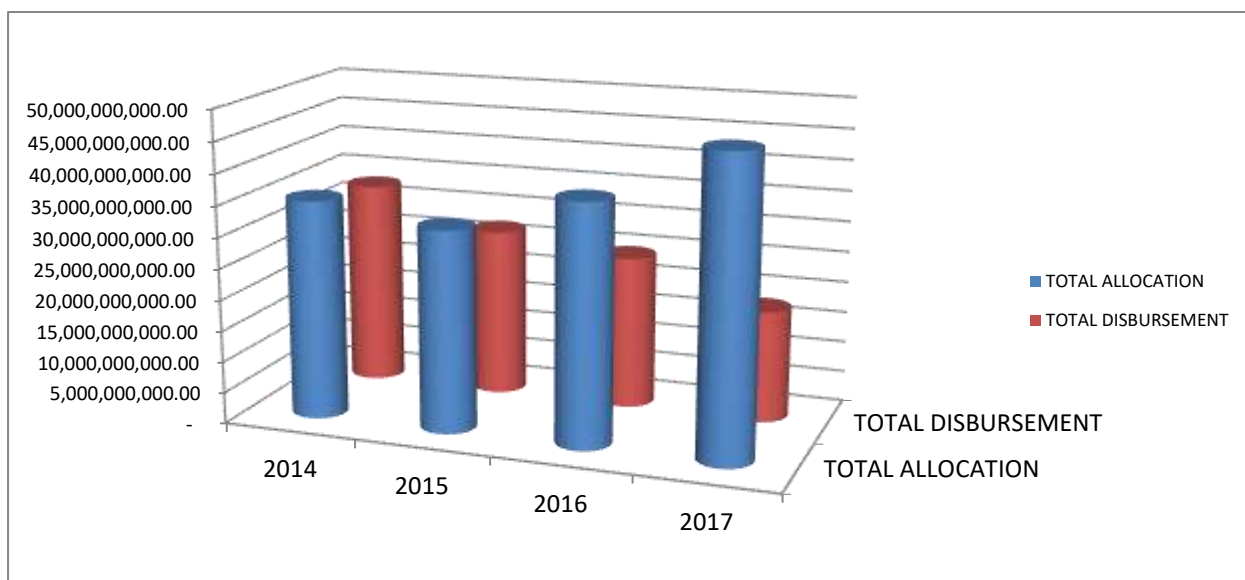


Figure 8.2 National Summary of Allocation and Disbursement of Matching Grants by UBEC to States, 2014-2017

Table.8.3: Allocation and Disbursement of Matching Grants by UBEC to States, 2014-2017

S/ N	State	2014		2015		2016		2017		TOTAL ALLOCATION
		DISBURSED	UN-DISBURSED	DISBURSED	UN-DISBURSED	DISBURSED	UN-DISBURSED	DISBURSED	UN-DISBURSED	
1	Abia	952,297,297.30	0.00		1,286,343,183.55		1,042,027,027.02		1,286,343,183.55	4,157,424,264.63
2	Adamawa	952,297,297.30	0.00	876,756,756.76	1,286,343,183.55		1,042,027,027.02		1,286,343,183.55	4,157,424,264.63
3	Akwa- Ibom	952,297,297.30	0.00	876,756,756.76	1,286,343,183.55	607,368,895.98	434,658,131.04		1,286,343,183.55	4,157,424,264.63
4	Anambra	952,297,297.30	0.00	876,756,756.76	1,286,343,183.55	1,042,027,027.02	0.00		1,286,343,183.55	4,157,424,264.63
5	Bauchi	952,297,297.30	876,756,756.76	876,756,756.76	1,286,343,183.55	1,042,027,027.02	0.00		1,286,343,183.55	4,157,424,264.63
6	Bayelsa	952,297,297.30	0.00		1,286,343,183.55		1,042,027,027.02		1,286,343,183.55	4,157,424,264.63
7	Benue	952,297,297.30	0.00	876,756,756.76	0.00		1,042,027,027.02		1,286,343,183.55	4,157,424,264.63
8	Borno	952,297,297.30	0.00	876,756,756.76	0.00	1,042,027,027.02	0.00	1,286,343,183.55	-	4,157,424,264.63
9	Cross- River	952,297,297.30	0.00	876,756,756.76	0.00	1,040,000,000.00	2,027,027.02	1,286,343,183.55	-	4,157,424,264.63
10	Delta	952,297,297.30	19,949,652.04	876,756,756.76	1,286,343,183.55	1,042,027,027.02	0.00	1,286,343,183.55	-	4,157,424,264.63
11	Ebonyi	952,297,297.30	0.00	856,807,104.72	1,286,343,183.55		1,042,027,027.02		1,286,343,183.55	4,157,424,264.63
12	Edo	952,297,297.30	60,643,599.36	876,756,756.76	1,286,343,183.55	260,506,756.76	781,520,270.26		1,286,343,183.55	4,157,424,264.63
13	Ekiti	952,297,297.30	876,756,756.76	816,113,157.40	1,286,343,183.55		1,042,027,027.02		1,286,343,183.55	4,157,424,264.63
14	Enugu	681,218,104.50	0.00		0.00		1,042,027,027.02		1,286,343,183.55	4,157,424,264.63
15	Gombe	952,297,297.30	0.00	876,756,756.76	1,286,343,183.55	1,042,027,027.02	0.00	1,286,343,183.55	-	4,157,424,264.63
16	Imo	952,297,297.30	0.00	876,756,756.76	0.00		1,042,027,027.02		1,286,343,183.55	4,157,424,264.63
17	Jigawa	952,297,297.30	0.00	876,756,756.76	1,286,343,183.55	1,042,027,027.02	0.00	1,286,343,183.55	-	4,157,424,264.63
18	Kaduna	952,297,297.30	0.00	876,756,756.76	1,286,343,183.55	1,042,027,027.02	0.00		1,286,343,183.55	4,157,424,264.63
19	Kano	952,297,297.30	0.00	876,756,756.76	1,286,343,183.55	1,042,027,027.02	0.00		1,286,343,183.55	4,157,424,264.63
20	Katsina	952,297,297.30	0.00	876,756,756.76	0.00	1,042,027,027.02	0.00		1,286,343,183.55	4,157,424,264.63
21	Kebbi	952,297,297.30	0.00	876,756,756.76	0.00	1,042,027,027.02	0.00	1,286,343,183.55	-	4,157,424,264.63
22	Kogi	952,297,297.30	876,756,756.76	876,756,756.76	1,286,343,183.55	1,042,027,027.02	0.00	1,286,343,183.55	-	4,157,424,264.63
23	Kwara		0.00		0.00		1,042,027,027.02		1,286,343,183.55	4,157,424,264.63
24	Lagos	952,297,297.30	0.00	876,756,756.76	1,286,343,183.55	1,042,027,027.02	0.00	1,286,343,183.55	-	4,157,424,264.63
25	Nasarawa	952,297,297.30	0.00	876,756,756.76	1,286,343,183.55	607,849,101.00	434,177,926.02		1,286,343,183.55	4,157,424,264.63
26	Niger	952,297,297.30	876,756,756.76	876,756,756.76	1,286,343,183.55	607,849,101.00	434,177,926.02		1,286,343,183.55	4,157,424,264.63
27	Ogun		0.00		1,286,343,183.55		1,042,027,027.02		1,286,343,183.55	4,157,424,264.63

28	Ondo	952,297,297.30	0.00	876,756,756.76	0.00	1,042,027,027.02	0.00		1,286,343,183.55	4,157,424,264.63
29	Osun	952,297,297.30	0.00	876,756,756.76	0.00	1,042,027,027.02	0.00	1,286,343,183.55	-	4,157,424,264.63
30	Oyo	952,297,297.30	876,756,756.76	876,756,756.76	1,286,343,183.55	1,042,027,027.02	0.00	1,286,343,183.55	-	4,157,424,264.63
31	Plateau	952,297,297.30	0.00		0.00		1,042,027,027.02		1,286,343,183.55	4,157,424,264.63
32	Rivers	952,297,297.30	0.00	876,756,756.76	0.00	1,042,027,027.02	0.00	1,286,343,183.55	-	4,157,424,264.63
33	Sokoto	952,297,297.30	0.00	876,756,756.76	0.00	1,042,027,027.02	0.00	1,286,343,183.55	-	4,157,424,264.63
34	Taraba	952,297,297.30	0.00	876,756,756.76	1,286,343,183.55	1,042,027,027.02	0.00	1,286,343,183.55	-	4,157,424,264.63
35	Yobe	952,297,297.30	0.00	876,756,756.76	1,286,343,183.55	694,654,684.95	347,372,342.07		1,286,343,183.55	4,157,424,264.63
36	Zamfara	952,297,297.30	0.00	876,756,756.76	0.00	1,042,027,027.02	0.00		1,286,343,183.55	4,157,424,264.63
37	FCT Abuja	952,297,297.30	5,341,133,791.96	876,756,756.76	29,585,893,221.65	1,042,027,027.02	0.00	1,286,343,183.55	-	4,157,424,264.63
	TOTAL	33,059,328,226.70	9,805,510,827.16	27,098,868,223.16	57,885,443,259.75	24,658,771,096.09	13,896,232,935.65	18,008,806,586.70	29,585,895,238.65	153,824,697,791.31

Source: UBEC

8.3 Tertiary Education Trust Fund

Tertiary Education Trust Fund was established by TETFund Act of 2011 to rehabilitate, restore and consolidate Tertiary Education Infrastructure and Human Capacity Development. The Act imposes 2 per cent Education Tax on the assessable profit of all registered companies in Nigeria, collectible by the Federal Inland Revenue Service (FIRS). The tax so collected is administered by TETFund.

The intervention to institutions for the period 2014 to 2016 is presented in Tables 8.3 to 8.6, while Figure 8.3 shows the graphical illustration.

Table 8.3: Summary of TETFund Interventions to Public Tertiary Institutions, 2014-2017

Institutions	2014	2015	2016	2017
Colleges of Education	31,955,000,000	25,905,000,000	14,982,000,000	37,348,135,000
Polytechnics	35,694,000,000	31,374,000,000	13,750,000,000	37,348,128,000
Universities	67,488,000,000	64,010,000,000	24,264,000,000	74,696,340,000
Total	135,137,000,000	121,289,000,000	52,996,000,000	149,392,603,000

Source: TETFund.

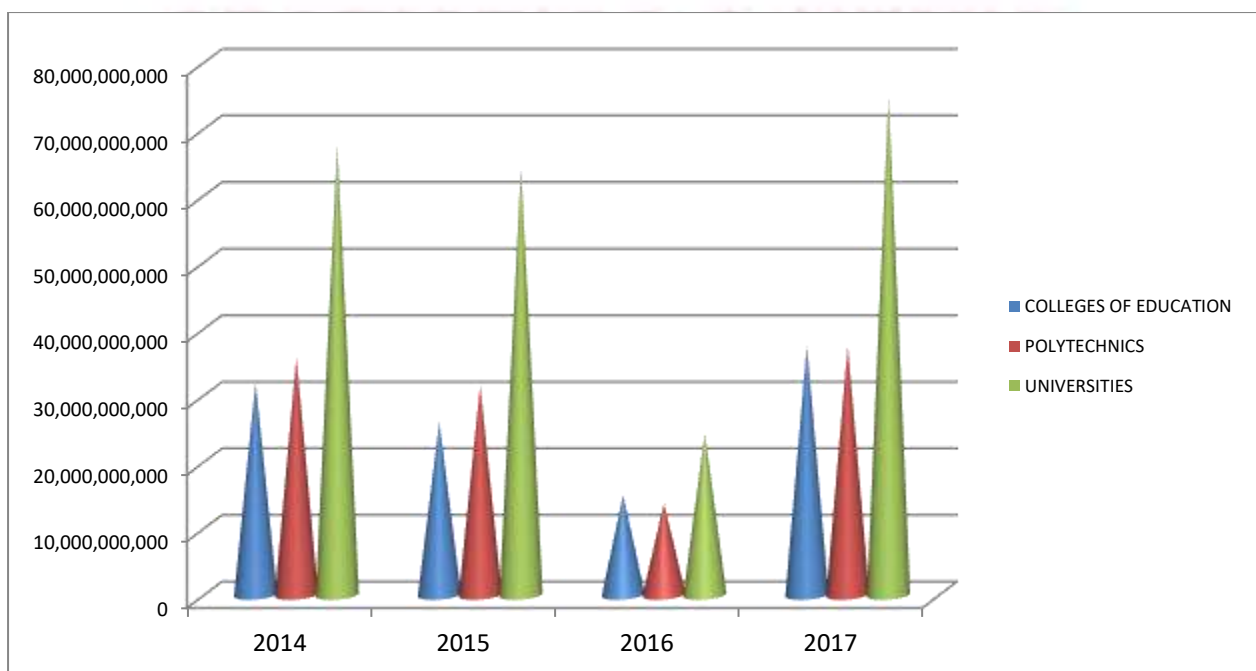


Figure 8.3: Summary of Allocation and Disbursement of TETFund Intervention to Public Tertiary Institutions, 2014 -2016

COLLEGES OF EDUCATION

Table 8.4: TETFund Intervention Projects in Colleges of Education, 2014- 2017

Colleges of Education	Disbursement			
	2014	2015	2016	2017
Abia State COE, Arochukwu	581,000,000	471,000,000	227,000,000	679,057,000
Adeniran Ogunsanya COE, Ijanikin	581,000,000	471,000,000	227,000,000	679,057,000
Adeyemi COE, Ondo	581,000,000	471,000,000	227,000,000	679,057,000
Alvan Ikoku COE, Owerri	581,000,000	471,000,000	227,000,000	679,057,000
Anambra State COE, Nsugbe	581,000,000	471,000,000	227,000,000	679,057,000
COE Hong, Adamawa State	581,000,000	471,000,000	227,000,000	679,057,000
COE, Afaha Nsit, Akwa Ibom	581,000,000	471,000,000	227,000,000	679,057,000
COE, Agbor Delta State	581,000,000	471,000,000	227,000,000	679,057,000
COE, Akampa, Cross River State	581,000,000	471,000,000	227,000,000	679,057,000
COE, Akwanga	581,000,000	471,000,000	227,000,000	679,057,000
COE, Ankpa, Kogi State	581,000,000	471,000,000	227,000,000	679,057,000
Adamu Augie COE, Argungu, Kebbi State	581,000,000	471,000,000	227,000,000	679,057,000
COE, Azare, Bauchi State	581,000,000	471,000,000	227,000,000	679,057,000
COE, Ekiadolor, Edo State	581,000,000	471,000,000	227,000,000	679,057,000
Umar Suleiman COE, Gashua, Yobe State	581,000,000	471,000,000	227,000,000	679,057,000
COE, Gindiri Plateau State	581,000,000	471,000,000	227,000,000	679,057,000
COE, Gumel, Jigawa State	581,000,000	471,000,000	227,000,000	679,057,000
COE, Ila – Orangun, Osun State	581,000,000	471,000,000	227,000,000	679,057,000
COE, Jalingo	581,000,000	471,000,000	227,000,000	679,057,000
COE, Katsina – Ala	581,000,000	471,000,000	227,000,000	679,057,000
Sa'adatu Rimi COE, Kumbotso, Kano	581,000,000	471,000,000	227,000,000	679,057,000
COE, Lafiagi, Kwara State	581,000,000	471,000,000	227,000,000	679,057,000
COE, Oju, Benue State	581,000,000	471,000,000	227,000,000	679,057,000
COE, Oro, Kwara State	581,000,000	471,000,000	227,000,000	679,057,000
COE, Rumuolumeni, PH	581,000,000	471,000,000	227,000,000	679,057,000
COE, Waka Biu, Borno State	581,000,000	471,000,000	227,000,000	679,057,000
COE, Warri	581,000,000	471,000,000	227,000,000	679,057,000
El Kanemi COE, Bama	581,000,000	471,000,000	227,000,000	679,057,000
FCE (Special), Oyo	581,000,000	471,000,000	227,000,000	679,057,000
FCE (T) Obudu, CRS	581,000,000	471,000,000	227,000,000	679,057,000
FCE (Technical) Akoka, Lagos	581,000,000	471,000,000	227,000,000	679,057,000
FCE (Technical) Asaba	581,000,000	471,000,000	227,000,000	679,057,000
FCE (Technical) Bichi, Kano	581,000,000	471,000,000	227,000,000	679,057,000
FCE (Technical) Gombe	581,000,000	471,000,000	227,000,000	679,057,000
FCE (Technical) Gusau	581,000,000	471,000,000	227,000,000	679,057,000
FCE (Technical) Omoku	581,000,000	471,000,000	227,000,000	679,057,000
FCE Kano	581,000,000	471,000,000	227,000,000	679,057,000
FCE Katsina	581,000,000	471,000,000	227,000,000	679,057,000
FCE Kotangora	581,000,000	471,000,000	227,000,000	679,057,000
FCE Okene	581,000,000	471,000,000	227,000,000	679,057,000

FCE Osiele, Abeokuta	581,000,000	471,000,000	227,000,000	679,057,000
FCE Yola	581,000,000	471,000,000	227,000,000	679,057,000
FCE Zaria	581,000,000	471,000,000	227,000,000	679,057,000
FCE, Eha –Amufu	581,000,000	471,000,000	227,000,000	679,057,000
FCE, Pankshin	581,000,000	471,000,000	227,000,000	679,057,000
FCE (T), Potiskum, Yobe State	581,000,000	471,000,000	227,000,000	679,057,000
FCE (T), Umunze	581,000,000	471,000,000	227,000,000	679,057,000
FCT COE, Zuba	581,000,000	471,000,000	227,000,000	679,057,000
Isa Kaita COE, Dutsin ma	581,000,000	471,000,000	227,000,000	679,057,000
Kaduna SCOE, Gidan Waya	581,000,000	471,000,000	227,000,000	679,057,000
Kashim Ibrahim COE, Maiduguri	581,000,000	471,000,000	227,000,000	679,057,000
Kwara State COE, Ilorin	581,000,000	471,000,000	227,000,000	679,057,000
LACOPEC, Naforija, Epe	581,000,000	471,000,000	227,000,000	679,057,000
Niger State COE, Minna	581,000,000	471,000,000	227,000,000	679,057,000
Nigerian Army School of Education, Ilorin	581,000,000	471,000,000	227,000,000	679,057,000
COE, Ikere Ekiti	581,000,000	471,000,000	227,000,000	679,057,000
Osun State COE, Ilesha	581,000,000	471,000,000	227,000,000	679,057,000
Shehu Shagari COE, Sokoto	581,000,000	471,000,000	227,000,000	679,057,000
Emmanuel Alayande CEO, Oyo	581,000,000	471,000,000	227,000,000	679,057,000
Tai Solarin COE, Ijebu – Ode	581,000,000	471,000,000	227,000,000	679,057,000
Zamfara State COE	581,000,000	471,000,000	227,000,000	679,057,000
COE, Ikwo, Ebonyi	581,000,000	471,000,000	227,000,000	679,057,000
Delta State Coll.of Physical Education, Mosogar	581,000,000	471,000,000	227,000,000	679,057,000
Enugu State College of Education (Technical)	581,000,000	471,000,000	227,000,000	679,057,000
COE, Igueben, Edo State	581,000,000	471,000,000	227,000,000	679,057,000
Isaac Jasper Boro COE Bayelsa State College of Education Okpoama	581,000,000	471,000,000	227,000,000	679,057,000
Total	31,955,000,000	25,905,000,000	14,982,000,000	37,348,135,000

Source: TETFund

POLYTECHNICS

Table 8.5: TETFund Intervention Projects in Polytechnics, 2014-2017

Polytechnics	Disbursement			
	2014	2015	2016	2017
Abdu Gusau Poly, Talata Mafara	661,000,000	581,000,000	250,000,000	691,632,000
Abia State Polytechnic, Aba	661,000,000	581,000,000	250,000,000	691,632,000
Adamawa State Polytechnic, Yola.	661,000,000	581,000,000	250,000,000	691,632,000
Akanu Ibiam Polytechnic, Nwana	661,000,000	581,000,000	250,000,000	691,632,000
Akwa Ibom Polytechnic, Ikot Osurua	661,000,000	581,000,000	250,000,000	691,632,000
Anambra State Polytechnic, Uli	661,000,000	581,000,000	250,000,000	691,632,000
Benue State Polytechnic, Ugbokolo	661,000,000	581,000,000	250,000,000	691,632,000
Delta State Polytechnic, Ogwashi Uku	661,000,000	581,000,000	250,000,000	691,632,000
Delta State Polytechnic, Otefe	661,000,000	581,000,000	250,000,000	691,632,000
Delta State Polytechnic, Ozoro	661,000,000	581,000,000	250,000,000	691,632,000
Fed. Poly, Kaura Namoda	661,000,000	581,000,000	250,000,000	691,632,000
Federal Polytechnic Mubi, Adamawa	661,000,000	581,000,000	250,000,000	691,632,000
Federal Polytechnic, Ado Ekiti	661,000,000	581,000,000	250,000,000	691,632,000
Federal Polytechnic, Auchi	661,000,000	581,000,000	250,000,000	691,632,000
Federal Polytechnic, Bauchi	661,000,000	581,000,000	250,000,000	691,632,000
Federal Polytechnic, Bida	661,000,000	581,000,000	250,000,000	691,632,000
Federal Polytechnic, Birnin Kebbi	661,000,000	581,000,000	250,000,000	691,632,000
Federal Polytechnic, Damaturu	661,000,000	581,000,000	250,000,000	691,632,000
Federal Polytechnic, Ede	661,000,000	581,000,000	250,000,000	691,632,000
Federal Polytechnic, Idah	661,000,000	581,000,000	250,000,000	691,632,000
Federal Polytechnic, Ilaro	661,000,000	581,000,000	250,000,000	691,632,000
Federal Polytechnic, Nassarawa	661,000,000	581,000,000	250,000,000	691,632,000
Federal Polytechnic, Nekede	661,000,000	581,000,000	250,000,000	691,632,000
Federal Polytechnic, Offa	661,000,000	581,000,000	250,000,000	691,632,000
Federal Polytechnic, Oko	661,000,000	581,000,000	250,000,000	691,632,000
Hussaini Adamu Poly, Kazaure	661,000,000	581,000,000	250,000,000	691,632,000
Imo State Polytechnic, Umuagwo	661,000,000	581,000,000	250,000,000	691,632,000
Institute of Management & Technology, Enugu.	661,000,000	581,000,000	250,000,000	691,632,000
Jigawa State Polytechnic, Dutse	661,000,000	581,000,000	250,000,000	691,632,000
Kaduna State Polytechnic, Zaria	661,000,000	581,000,000	250,000,000	691,632,000
Kano State Polytechnic, Kano.	661,000,000	581,000,000	250,000,000	691,632,000
Katsina Polytechnic, Katsina	661,000,000	581,000,000	250,000,000	691,632,000
Kogi State Polytechnic, Lokoja	661,000,000	581,000,000	250,000,000	691,632,000
Kwara State Poly, Ilorin	661,000,000	581,000,000	250,000,000	691,632,000
Lagos Polytechnic Isolo	661,000,000	581,000,000	250,000,000	691,632,000
Moshood Abiola Polytechnic, Abeokuta	661,000,000	581,000,000	250,000,000	691,632,000
Nasarawa State Polytechnic, Lafia	661,000,000	581,000,000	250,000,000	691,632,000
Niger State Polytechnic, Zungeru	661,000,000	581,000,000	250,000,000	691,632,000
Ondo State Polytechnic, Owo	661,000,000	581,000,000	250,000,000	691,632,000
Osun State College of Techno., Esa Oke	661,000,000	581,000,000	250,000,000	691,632,000

Osun State Polytechnic Iree	661,000,000	581,000,000	250,000,000	691,632,000
Plateau State Polytechnic, Barkin Ladi	661,000,000	581,000,000	250,000,000	691,632,000
Polytechnic of Sokoto, Farfaru	661,000,000	581,000,000	250,000,000	691,632,000
Ramat Polytechnic, Maiduguri	661,000,000	581,000,000	250,000,000	691,632,000
Rivers State Polytechnic, Bori	661,000,000	581,000,000	250,000,000	691,632,000
Taraba State Polytechnic, Jalingo	661,000,000	581,000,000	250,000,000	691,632,000
Tatari Alli Polytechnic, Bauchi	661,000,000	581,000,000	250,000,000	691,632,000
The Polytechnic, Kaduna	661,000,000	581,000,000	250,000,000	691,632,000
The Polytechnic, Calabar	661,000,000	581,000,000	250,000,000	691,632,000
The Polytechnic, Ibadan	661,000,000	581,000,000	250,000,000	691,632,000
Yaba College of Technology, Yaba.	661,000,000	581,000,000	250,000,000	691,632,000
Yobe State Polytechnic	661,000,000	581,000,000	250,000,000	691,632,000
Institute of Technology & Mgt. Usen, Edo State	661,000,000	581,000,000	250,000,000	691,632,000
Federal Polytechnic, Bali Taraba State	661,000,000	581,000,000	250,000,000	691,632,000
Federal Polytechnic, Ekowe Bayelsa State	661,000,000	581,000,000	250,000,000	691,632,000
Total	35,694,000,000	31,374,000,000	13,750,000,000	37,348,128,000

Source: TETFund



FEDERAL MINISTRY OF EDUCATION
STATISTICS & NEMIS

UNIVERSITIES

Table 8.6 TETFund Intervention Projects in Universities, 2014 — 2017

University	Disbursement			
	2014	2015	2016	2017
Abia State University, Uturu	912,000,000	865,000,000	337,000,000	1,009,410,000
Abubakar Tafawa Balewa University, Bauchi	912,000,000	865,000,000	337,000,000	1,009,410,000
Adamawa State University, Mubi	912,000,000	865,000,000	337,000,000	1,009,410,000
Ahmadu Bello University, Zaria	912,000,000	865,000,000	337,000,000	1,009,410,000
Akwa Ibom State University of Tech., Uyo	912,000,000	865,000,000	337,000,000	1,009,410,000
Ambrose Alli University, Ekpoma	912,000,000	865,000,000	337,000,000	1,009,410,000
Anambra State University, Uli	912,000,000	865,000,000	337,000,000	1,009,410,000
Bayero University, Kano	912,000,000	865,000,000	337,000,000	1,009,410,000
Benue State University, Makurdi	912,000,000	865,000,000	337,000,000	1,009,410,000
Yobe State University, Damaturu	912,000,000	865,000,000	337,000,000	1,009,410,000
Cross River University of Science & Tech. Calabar	912,000,000	865,000,000	337,000,000	1,009,410,000
Delta State University, Abraka	912,000,000	865,000,000	337,000,000	1,009,410,000
Ebonyi State University, Abakaliki	912,000,000	865,000,000	337,000,000	1,009,410,000
Enugu State University of Science & Tech., Enugu	912,000,000	865,000,000	337,000,000	1,009,410,000
Fed. Univ. of Agric (Now Michael Okpara Univ. of Agric), Umudike	912,000,000	865,000,000	337,000,000	1,009,410,000
Federal University of Petroleum Resources, Effurun, Delta State	912,000,000	865,000,000	337,000,000	1,009,410,000
FUT Akure	912,000,000	865,000,000	337,000,000	1,009,410,000
FUT Minna	912,000,000	865,000,000	337,000,000	1,009,410,000
FUT Owerri	912,000,000	865,000,000	337,000,000	1,009,410,000
Modibbo Adama University of Tech. Yola	912,000,000	865,000,000	337,000,000	1,009,410,000
Gombe State University, Gombe	912,000,000	865,000,000	337,000,000	1,009,410,000
IBB University, Lapai, Niger State	912,000,000	865,000,000	337,000,000	1,009,410,000
Imo State University, Owerri	912,000,000	865,000,000	337,000,000	1,009,410,000
Kaduna State University	912,000,000	865,000,000	337,000,000	1,009,410,000
Kano State University of Tech., Wudil	912,000,000	865,000,000	337,000,000	1,009,410,000
Umaru Musa Yaradua University, Katsina State	912,000,000	865,000,000	337,000,000	1,009,410,000
Kebbi State University of Science & Technology	912,000,000	865,000,000	337,000,000	1,009,410,000
Kogi State University, Anyingba	912,000,000	865,000,000	337,000,000	1,009,410,000
Kwara State University, Malete	912,000,000	865,000,000	337,000,000	1,009,410,000
Lagos State University, Ojo	912,000,000	865,000,000	337,000,000	1,009,410,000
LAUTECH, Ogbomosho	912,000,000	865,000,000	337,000,000	1,009,410,000
Nasarawa State University, Keffi	912,000,000	865,000,000	337,000,000	1,009,410,000
Niger Delta University, Wilberforce Island.	912,000,000	865,000,000	337,000,000	1,009,410,000
Nigerian Defence Academy, Kaduna	912,000,000	865,000,000	337,000,000	1,009,410,000
Nnamdi Azikiwe University, Awka	912,000,000	865,000,000	337,000,000	1,009,410,000

Obafemi Awolowo University, Ile-Ife	912,000,000	865,000,000	337,000,000	1,009,410,000
Olabisi Onabanjo University Ago –Iwoye, Ogun State	912,000,000	865,000,000	337,000,000	1,009,410,000
Adekunle Ajasin University, Akungba Akoko, Ondo	912,000,000	865,000,000	337,000,000	1,009,410,000
Osun State University, Osogbo	912,000,000	865,000,000	337,000,000	1,009,410,000
Plateau State University, Boko	912,000,000	865,000,000	337,000,000	1,009,410,000
Rivers State Univ. of Science & Tech. Port Harcourt	912,000,000	865,000,000	337,000,000	1,009,410,000
Tai Solarin University of Educ. Ijebu-Ode	912,000,000	865,000,000	337,000,000	1,009,410,000
University of Abuja, Gwagwalada	912,000,000	865,000,000	337,000,000	1,009,410,000
University of Ado – Ekiti, Ado –Ekiti	912,000,000	865,000,000	337,000,000	1,009,410,000
University of Agric. Abeokuta	912,000,000	865,000,000	337,000,000	1,009,410,000
University of Agriculture, Makurdi	912,000,000	865,000,000	337,000,000	1,009,410,000
University of Benin, Benin City	912,000,000	865,000,000	337,000,000	1,009,410,000
University of Calabar, Calabar	912,000,000	865,000,000	337,000,000	1,009,410,000
University of Ibadan, Ibadan	912,000,000	865,000,000	337,000,000	1,009,410,000
University of Ilorin, Ilorin	912,000,000	865,000,000	337,000,000	1,009,410,000
University of Jos, Jos	912,000,000	865,000,000	337,000,000	1,009,410,000
University of Lagos, Akoka	912,000,000	865,000,000	337,000,000	1,009,410,000
University of Maiduguri, Maiduguri	912,000,000	865,000,000	337,000,000	1,009,410,000
University of Nigeria, Nsukka	912,000,000	865,000,000	337,000,000	1,009,410,000
University of Port –Harcourt, Rivers State	912,000,000	865,000,000	337,000,000	1,009,410,000
University of Uyo, Uyo	912,000,000	865,000,000	337,000,000	1,009,410,000
Usman Dan Fodio University, Sokoto	912,000,000	865,000,000	337,000,000	1,009,410,000
Taraba State University, Jalingo	912,000,000	865,000,000	337,000,000	1,009,410,000
Bauchi State University Gadau	912,000,000	865,000,000	337,000,000	1,009,410,000
Ignatius Ajuru University of Education Rumuolumeni Rivers	912,000,000	865,000,000	337,000,000	1,009,410,000
Federal University Dutse, Jigawa State	912,000,000	865,000,000	337,000,000	1,009,410,000
Federal University Wukari, Taraba State	912,000,000	865,000,000	337,000,000	1,009,410,000
Federal University Lafia, Nasarawa State	912,000,000	865,000,000	337,000,000	1,009,410,000
Federal University Kashere, Gombe	912,000,000	865,000,000	337,000,000	1,009,410,000
Federal University Oye, Ekiti State	912,000,000	865,000,000	337,000,000	1,009,410,000
Federal University Dutsin-Ma, Katsina	912,000,000	865,000,000	337,000,000	1,009,410,000
Federal University Lokoja, Kogi State	912,000,000	865,000,000	337,000,000	1,009,410,000
Federal University Otuoke, Bayelsa State	912,000,000	865,000,000	337,000,000	1,009,410,000
Federal University Ndufu-Alike, Ebonyi	912,000,000	865,000,000	337,000,000	1,009,410,000
Federal University, Gashua, Yobe State	912,000,000	865,000,000	337,000,000	1,009,410,000
Federal University Birnin-Kebbi, Kebbi	912,000,000	865,000,000	337,000,000	1,009,410,000
Federal University, Gusau, Zamfara State	912,000,000	865,000,000	337,000,000	1,009,410,000
Total	67,488,000,000	64,010,000,000	24,264,000,000	74,696,340,000

Source: TETFund

8.4 Scholarship Awards

Federal Government provides scholarship awards to deserving Nigerian students to pursue programmes in tertiary institutions considered relevant to achieving sustainable socio-economic growth and national development. The awards cover undergraduate and postgraduate programmes in Nigerian Universities, Polytechnics and Colleges of Education as well as higher institutions abroad. Selection of candidates for scholarships within the country and abroad is always done on State basis with consideration given to gender balancing. The foreign scholarship involves the Commonwealth awards and awards from countries having Bi-lateral Education Agreement with Nigeria.

Table 8.7: Summary of Nigerian Undergraduate and Post Graduate Scholarship Awards by Tertiary Institutions and Year

Year	2012		2013		2014		2015		2016	
Institution	No of Awards	Cost in Naira	No of Awards	Cost in Naira	No of Awards	Cost in Naira	No of Awards	Cost in Naira	No of Awards	Cost in Naira
Universities	303	45,450,000	321	48,150,000	-	-	1,193	178,950,000	1,194	179,100,000
Polytechnics	152	15,200,000	66	6,600,000	-	-	129	12,900,000	129	12,900,000
Colleges of Education	171	17,100,000	64	6,600,000	-	-	169	16,900,000	170	17,000,000
Post Graduate awards in Tertiary Institutions	109	19,620,000	60	10,800,000	-	-	203	36,540,000	204	36,720,000
Total	735	97,370,000	511	72,150,000	-	-	1,694	245,290,000	1,697	245,720,000

Source: Federal Scholarship Board

Table 8.7 shows the number of scholarships awarded by the Nigerian Federal Government and the cost implication from 2012 – 2016. Scholarship awards for University undergraduates were the highest within the period, followed by Colleges of Education and Polytechnics. There was no scholarship award in the year 2014.

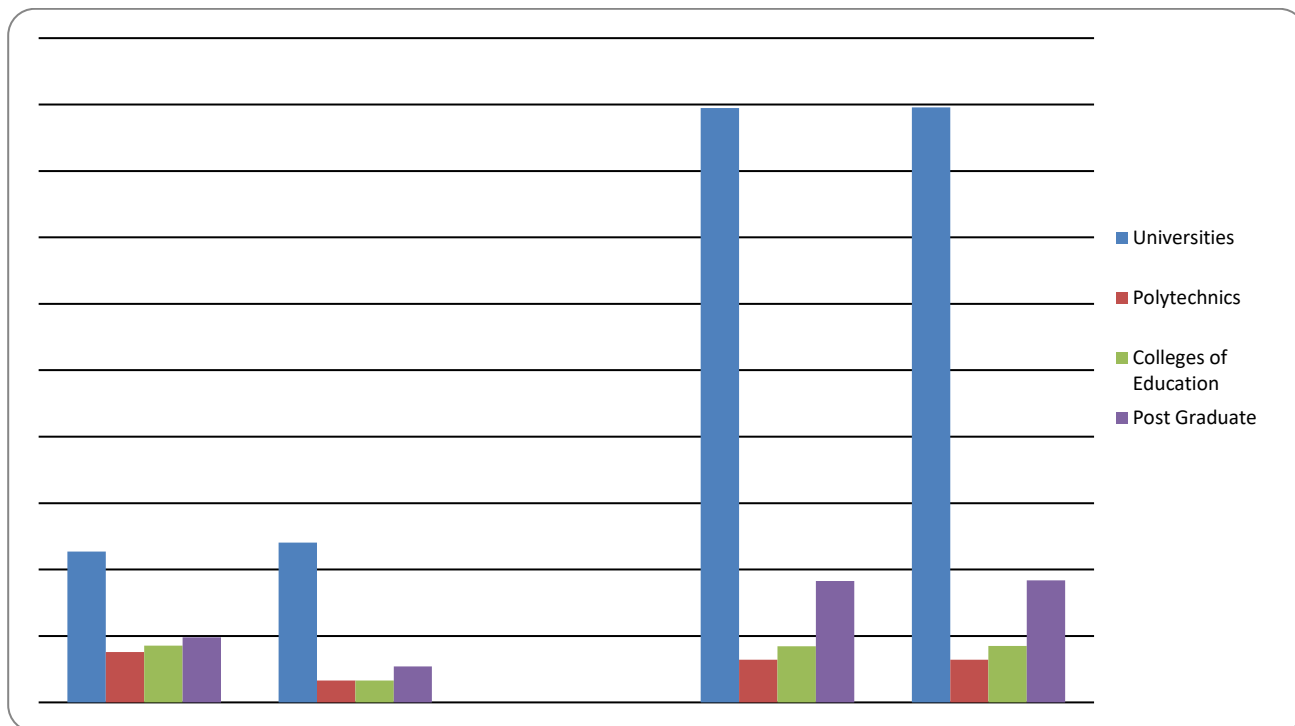


Fig. 8.4: National Summary of Nigerian Scholarship Awards by Institutions

Table 8.8: Summary of Commonwealth Scholarship and Fellowship Programme Awards

Year	2012		2013		2014		2015		2016	
	No. Awards	Cost in Naira	No. Awards	Cost in Naira	No. Awards	Cost in Naira	No. Awards	Cost in Naira	No. Awards	Cost in Naira
U. K.	16	26,000,000.00	25	35,572,463.60	13	24,353,711.40	20	37,236,096.80	16	12,477,111.79
CANADA										
NEW ZEALAND			1	40,310.00	1	40,310.00	1	40,310.00	1	40,310.00
INDIA			5	201,550.00	1	100,775.00				
AFRICAN UNION			1	201,550.00						
Total	16	26,000,000.00	32	36,015,673.60	15	24,494,796.40	21	37,276,406.81	17	12,517,421.79

Source: Federal Scholarship Board

The Commonwealth scholarship and fellowship programme award to Nigerians is presented in Table 8.8.

Table 8.9: Summary Of Bilateral Education Agrrement (BEA) Awards from 2013 - 2017

S/N	Country	2013	2014	2015	2016	2017	Cost in Naira
		No of Awards	No of Awards	No of Awards	No of Awards	No of Awards	
1	Algeria	26	25		46	62	75996785.2
2	China	23	23		31	28	54727703.8
3	Cuba	33	33		9	5	7699485.5
4	Egypt	14	14		23	20	25375893.2
5	Greece	2	2		0	0	0
6	Hungry	0	0		79	98	141037457.4
7	Morocco	77	76		90	81	93156537.6
8	Romania	10	10		10	9	15434211.8
9	Russia	329	324		384	363	512854957.3
10	Serbia	8	8		8	5	6283560.5
11	Tunisia	12	7		6	0	0
12	Turkey	40	44		22	14	25554614.4
13	Ukraine	37	37		37	35	44614223.5
	Total	611	603		735	720	1002735430

FEDERAL MINISTRY OF EDUCATION
STATISTICS & NEMIS